

**WILLIAMSTON HORNETS
WRESTLING
EST. 1955**



Photo by Matt Gregory

RECORD BOOK

**1999 DIVISION III TEAM STATE
CHAMPIONS
25 INDIVIDUAL STATE CHAMPIONSHIPS
90 ALL-STATE WRESTLERS
13 LEAGUE CHAMPIONSHIPS
109 INDIVIDUAL LEAGUE CHAMPIONS**

Fourth Edition

WILLIAMSTON WRESTLING QUICK FACTS

School Information

Name: Williamston High School
Location: Williamston, MI
Enrollment: 635 for 2011-12
Principal: Dr. Jeff J. Thoenes
Athletic Director/Assistant Principal: Mr. Mike C. Freeman
Colors: Green and White
Nickname: Hornets
Affiliation: MHSAA - Division III
Conference: Capital Area Activities Conference - White Division

Wrestling History

First Season: 1955-56
All-Time Dual Record: 445-309-7
MHSAA State Champions: 25
MHSAA All-State Selections: 90
Conference Champions: 109

Sports Information

Mailing Address:

WHS c/o Wrestling
3939 Vanneter Rd.
Williamston, MI 48895

Web Site: www.WilliamstonWrestling.com

Team Information

Head Coach (Alma Mater, Yr.): Pat Weber (Williamston, 1999)
School Record (Yrs.): 107-104-3 (6th season)
Office Phone: 517.655.2142 x 7490
Office Fax: 517.655.7501

Coaching Staff

Assistant Head Coach: Jeremy Bloom (Williamston, 2004)

Assistant Coaches

Chris Armour - Middle School/Junior Varsity(Hartland, 2004)
Kevin Sattazahn (Eaton Rapids, 1997)
Todd Demand - Youth/Varsity (Saginaw Swan Valley)
Brad Johnson (Williamston, 1981)
Scott Bloom - Youth(Dansville, 1980)



WHS FIGHT SONG

CHEERS FOR OUR HEROES BRAVE
LONG MAY OUR BANNERS WAVE
AND WE WILL FIGHT WITH MIGHT
FOR GREEN AND WHITE,
UNTIL WE'VE WON!

RAH RAH RAH!

ONWARD TO VICTORY,
LOYAL WE'LL EVER BE,
AND WE WILL SING OUR SONG
ALL DAY LONG
FOR WILLIAMSTON!



TRADITIONS

MACKINAC ISLAND CHALLENGE

All great sports teams are steeped in tradition, like the Fighting Irish football team touching the sign that says "Play Like a Champion Today" before every game. In 1998 the Hornet Wrestlers started what I hope becomes one of those great traditions.

On a cold gray afternoon (November 1998) we loaded up their gear and headed north. It started to snow before we reached our first stop for wrestling practice in Petoskey. Then it snowed pretty hard the rest of the way to Mackinac City. After a night of swimming, pizza, friendship and maybe a little sleep it was off to catch a ferry from St. Ignace to the first annual running of the Mackinac Challenge. Eight and half long miles around the shore of that now quiet little island in late November. There were twenty-nine people on that ferry ride, the captain and his two mates, one carpenter, and twenty-five Hornet wrestlers and coaches. However, it had dawned clear and calm, hardly a ripple in the straits. It was not what we might have expected for that time of year, a perfect morning for a run.

Why all this travel for a morning run? Well I was along for that trip and watched as this experience bonded these kids into more than a team, in many ways they began to turn into a family. They met this challenge and became closer friends and better teammates. This was just one of many traditions that helped turn these boys into State Champions.

So, on a late November Saturday when you are having your morning coffee, think of our grapplers as they tackle this new tradition once again and build on the legacy that is Williamston Wrestling.

- As written by Brad Johnson on WilliamstonWrestling.com

In November of 2010 the Hornet football team was competing in the state semi-finals in Novi the weekend of the annual trip. The experience was modified as the "South Mackinac Challenge", in order for the wrestlers could support their teammates that also played football. The team held a "lock in" at the school, swimming and sleeping in the wrestling room that Friday evening. The next morning the team headed to the Kensington Valley Parks for their obstacle course and 2 mile run. Following the run, they went on to cheer the football Hornets on to victory over Detroit- Crockett.



THE AMERICAN FLAG

You may notice when attending a Hornet wrestling match that nearly every piece of clothing or uniform item for Williamston is adorned with the American flag. This tradition began as Coach Mooney would add this patriotic symbol to singlets and event programs beginning in the 1960s. Coach Mooney always said that he had three loves in his life: His family, his country and his wrestlers.

THE CLASSIC

One of Michigan's oldest and most prestigious wrestling tournaments. The Williamston Wrestling Classic began in 1963, the first year that Jim Mooney coached in Williamston. Long known for the high level of competition, the Classic features some of the top ranked teams in Michigan and numerous individual returning state champions and placers--- it is commonly stated by Classic veterans that should you place at the Classic, you should place at the State tournament. In 2001 the tournament was renamed in honor of our long-time head coach, Jim Mooney.



Yearly Team Themes

| <u>Year</u> | <u>Season Theme</u> | <u>State Final Theme</u> |
|--------------------|---|---|
| 1998-99 | Anybody, Any time, Any place! | |
| 1999-00 | | |
| 2000-01 | | |
| 2001-02 | | |
| 2002-03 | | |
| 2003-04 | Git `er Done | |
| 2004-05 | Tradition Never Graduates | |
| 2005-06 | Finish Strong! | |
| 2006-07 | prACTice like a Champion | |
| 2007-08 | Every Second Counts | |
| 2008-09 | To Be The Man, you have to beat the man | "Everyone has a plan until they get hit in the face" - Mike Tyson |
| 2009-10 | Leave No Doubt | "The time will come when winter will ask what did you do all summer?" |
| 2010-11 | No Excuses, No Shortcuts, No Limits | The Most Dangerous Man is the man who has nothing to lose. |
| 2011-12 | Burn the Boat | |



2011-12 SEASON SUMMARY

Summer participation was at an all-time high with members attending: Hornet Technique camp, Grand Ledge Summer Duals, Team Michigan FS/GR Duels in Oklahoma City, Duals in Pennsylvania, Indiana, and Michigan, Ohio State Leg Attack & Big Man camp, Dave Mills Holiday Camp, Jeff Jordan Camp in Dundee.

The team headed to Mackinac Island for the annual challenge. The entire team finished in record time, under 2 hours. Jordan Johnson won the overall challenge, Jesse Fleming carried Bret Munk for most of the run.

The team hosted five events including the inaugural ICL Holiday Throwback, 50th Mooney Classic, CAAC-White Meet, and Individual Regionals.

For the first time, two Williamston teams (Green & White) were entered into the 50th Mooney Classic. Mitch Maki finished 2nd, Devin Smyth 3rd, Spencer Demand & TJ Davis 4th. Green finished 8th and White 17th out of 19 teams

Coach Weber earned his 100th dual victory against Perry.

The team won the 4th annual Battle of M-52 between #7 (D4) Dansville and Stockbridge earned runner-up finishes at the Bendle and Okemos Duals.

Mitch Diamond earned 1st team All-Conference with his title at 130 pound class for the CAAC – White meet. Mitch Maki, Devin Smyth and Ray Duncan all finished second. TJ Davis and Jacob Brandon earned third.

Five wrestlers qualified for Individual Regionals.

Two individuals qualified for individual states. Devin Smyth and Ray Duncan each went 1-2 at the Palace earning a pin each and finishing a match shy of all-state honors.

The team also earned MWA Academic All-State honors with a 3.25 GPA.

Senior Mitch Maki led the team with 232 team points, 3rd most for a senior and finished 7th All-time. Maki also led the team in pins with 27 earning his second straight Simmons Pin Award. Maki finished seventh all-time with 48 pins.

Senior Caleb Risdon set the single season record for reversals with 39
Junior Ray Duncan led the team in takedowns with 63,
Junior Devin Smyth led the team in 1st Takedowns with 29 out of 40 matches
Junior Spencer Demand moved into second place all-time for escapes with 97.



2011-12 SEASON LEADERS

| TEAM POINTS | | WINS | | | |
|------------------------------|----------------|------|---------------------------------|----------------|----|
| 1. | Mitch Maki | 232 | 1. | Spencer Demand | 38 |
| 2. | Spencer Demand | 198 | 2. | Mitch Maki | 37 |
| 3. | Devin Smyth | 163 | 3. | Devin Smyth | 33 |
| 4. | Ray Duncan | 155 | 4. | Ray Duncan | 32 |
| 5. | Bodie Austin | 134 | 5. | Bodie Austin | 22 |
| Takedowns | | | 1st Takedowns | | |
| 1. | Ray Duncan | 63 | 1. | Devin Smyth | 29 |
| 2. | Devin Smyth | 62 | 2. | Mitch Maki | 28 |
| 3. | Spencer Demand | 56 | 3. | Bodie Austin | 26 |
| 4. | Bodie Austin | 51 | 4. | Ray Duncan | 24 |
| 5. | Mitch Maki | 37 | 5. | Spencer Demand | 24 |
| Falls | | | Tech Falls | | |
| 1. | Mitch Maki | 27 | 1. | Jacob Brandon | 1 |
| 2. | Devin Smyth | 23 | 2. | TJ Davis | 1 |
| 3. | Spencer Demand | 21 | 3. | Kyle Risch | 1 |
| 4. | Ray Duncan | 20 | 4. | Devin Smyth | 1 |
| 5. | Bodie Austin | 18 | | | |
| Major Decisions | | | Decisions | | |
| 1. | Ray Duncan | 5 | 1. | Spencer Demand | 8 |
| 2. | Jacob Brandon | 4 | 2. | Jacob Brandon | 4 |
| 3. | Spencer Demand | 4 | 3. | TJ Davis | 4 |
| 4. | Mitch Diamond | 3 | 4. | Mitch Maki | 3 |
| 5. | Caleb Risdon | 3 | 5. | Caleb Risdon | 3 |
| Nearfall 3 | | | Nearfall 2 | | |
| 1. | Spencer Demand | 17 | 1. | Bodie Austin | 12 |
| 2. | Devin Smyth | 17 | 2. | Spencer Demand | 11 |
| 3. | Ray Duncan | 15 | 3. | Jacob Brandon | 8 |
| 4. | Bodie Austin | 9 | 4. | Caleb Risdon | 8 |
| 5. | Caleb Risdon | 9 | 5. | Ray Duncan | 7 |
| Reversals | | | Escapes | | |
| 1. | Caleb Ridson | 39 | 1. | Spencer Demand | 32 |
| 2. | Spencer Demand | 23 | 2. | Mitch Diamond | 25 |
| 3. | Ray Duncan | 17 | 3. | Mitch Maki | 20 |
| 4. | Kyle Risch | 13 | 4. | Jacob Brandon | 20 |
| 5. | Jared Fleming | 10 | 5. | Ray Duncan | 19 |
| Penalty Points Earned | | | Forfeits/Defaults/DQ | | |
| 1. | Tyler Schmidt | 9 | 1. | Bret Munk | 10 |
| 2. | Devin Smyth | 8 | 2. | Tyler Schmidt | 8 |
| 3. | Ray Duncan | 7 | 3. | Mitch Maki | 7 |
| 4. | Spencer Demand | 7 | 4. | Ray Duncan | 5 |
| 5. | Jacob Brandon | 6 | 5. | Spencer Demand | 5 |



YEARLY AWARDS

Most Team Points - Most Outstanding Wrestler

Awarded to the team member who leads the team in team points.

1986-87 JJ Kowatch
1988-89 JJ Kowatch
1992-93 Mike Kowatch
1993-94 Mike Kowatch
1995-96 Dave Kowatch & Dave Swiger
1996-97 Jon Dolecki
2005-06 Brad Simmons
2006-07 Aaron Risch, 209
2007-08 Aaron Risch, 255.5
2008-09 Aaron Risch, 295
2009-10 Ian Leavey, 246
2010-11 Paul Sawaya, 214
2011-12 Mitch Maki, 232
2012-13

Most Improved Wrestler

1995-96 Jon Dolecki
1996-97 Jerry Sampson
2005-06 Victor Theis
2007-08 Team District Championship Team
2008-09 Paul Sawaya
2009-10 Isaac McDonald
2010-11 **Lower Weights:** Tyler Schmidt **Upper Weights:** TJ Davis
2011-12 **Lower Weights:** Jared Fleming **Upper Weights:** Caleb Risdon
2012-13

Junior Varsity Wrestler of the Year

2009-10 Jacob Brandon
2010-11 Tyler Chambers
2011-12 Tucker Burnham
2012-13

Freshman of the Year

2009-10 Spencer Demand
2010-11 Tyler Hart
2011-12 Kyle Risch
2012-13

Nick Simmons Pin Leader Award

2010-11 Mitch Maki, 20 falls
2011-12 Mitch Maki, 27 falls
2012-13



HORNETS

Coaches Award

Presented to the wrestler who places the team's interest ahead of his own, is consistently at practice, and volunteers to do extra that benefits the program.

2010-11 Hunter Hanysak
2011-12 Spencer Demand
2012-13

Mackinac Island Challenge Champion

2006 - Victor Theis
2008 - Justin Schultz & Zach Ostrander
2009 - Aaron Risch
2010 - Paul Sawaya (South Mackinac Challenge)
2011 - Jordan Johnson
2012 -

Brad Johnson "Commitment to Wrestling" Award

Awarded to wrestlers who commit to 4 years to the program

2008- Glen Sible, Evan Burke, Dan Shuck, Victor Theis, Kyle Jean

2010- Aaron Risch, Ian Leavey, Isaac McDonald, Justin Johnson, Ben Wenger **MANAGERS:** Kristen Phelps, Kacie Miller, Kelly Penn

2011- Paul Sawaya, Garrett Demand

2012- Mitch Diamond, TJ Davis, Hunter Hanysak, Mitch Maki, Zach Ostrander

2013-

Spirit of Hornet Wrestling Award

Awarded to a club member who goes above and beyond to make the Williamston Wrestling Club a first-class organization.

2009 - Todd Demand & Cathy Flinton
2010 - Tom Schultz & Bonnie Vant
2011 - Don Monette
2012 - Doug Dykeman, Scott Bloom, & Brad Johnson
2013 -



HORNETS

Dave Schultz High School Excellence Award - State Winner

2001- Nick Simmons (MI)

The Dave Schultz High School Excellence Award, presented annually to a high school senior, is based equally on outstanding wrestling success, scholastic achievement and citizenship or community service. Winners are chosen at the state and regional levels with the national winner being named at the Wrestling Hall of Fame's Honors Weekend each summer.

Junior Schalles Award - Nation's Top High School "Pinner"

The Junior Schalles Award, which is given annually by WIN and Cliff Keen Athletics to the nation's best high school pinner, is named after Wade Schalles, who set the college pin record at Clarion (Pa.) State where he also won two NCAA championships (1972-73). During his career, Schalles defeated 153 of 159 opponents and pinned 109.

1999- Nick Simmons



INDIVIDUAL STATISTICS

| Victories | | | | | |
|-----------|---------------------------|----------|-----|----------------|-----|
| Career | | | | | |
| 1. | Andy Simmons ¹ | 219 | 11. | Glen Sible | 116 |
| 2. | Nick Simmons ² | 211 | 12. | Mark Brunger | 114 |
| 3. | Aaron Risch | 201 | 13. | Mike Farrier | 109 |
| 4. | Ian Leavey | 171 | 14. | Kevin Sharp | 106 |
| 5. | Jeremy Bloom | 160 | 15. | PJ Mitchell | 105 |
| 6. | Brad Simmons | 150 | 16. | Jon Dolecki | 102 |
| 7. | Devin Young | 149 | 17. | Mike Kowatch | 101 |
| 8. | Casey Hulliberger | 145 | 18. | Josh Brennan | 100 |
| 9. | Paul Sawaya | 144 | 19. | Mike Rice | 100 |
| 10. | Tim McMillen | 132 | 20. | Victor Theis | 97 |
| Senior | | Junior | | | |
| 1. | Andy Simmons | 57 | 1. | Aaron Risch | 61 |
| 2. | Nick Simmons | 51 | 2. | PJ Mitchell | 56 |
| 3. | Ian Leavey | 51 | 3. | Andy Simmons | 52 |
| 4. | Jeremy Bloom | 49 | 4. | Ian Leavey | 50 |
| 5. | PJ Mitchell | 49 | 5. | Nick Simmons | 49 |
| 6. | Glen Sible | 49 | 6. | Paul Sawaya | 47 |
| 7. | Mike Rice | 48 | 7. | Jeremy Bloom | 45 |
| 8. | Paul Sawaya | 48 | 8. | Mike Kowatch | 44 |
| 9. | Victor Theis | 46 | 9. | Bob McManaman | 44 |
| 10. | Aaron Risch | 45 | 10. | Kevin Sharp | 43 |
| Sophomore | | Freshman | | | |
| 1. | Nick Simmons | 59 | 1. | Andy Simmons | 59 |
| 2. | Aaron Risch | 56 | 2. | Nick Simmons | 52 |
| 3. | Andy Simmons | 51 | 3. | Aaron Risch | 39 |
| 4. | Casey Hulliberger | 43 | 4. | Dean Monette | 39 |
| 5. | Devin Young | 40 | 5. | Brad Simmons | 38 |
| 6. | Jeremy Bloom | 40 | 6. | Justin Schultz | 38 |
| 7. | Corbin Austin | 39 | 7. | Corbin Austin | 34 |
| 8. | Tim McMillen | 39 | 8. | Ian Leavey | 33 |
| 9. | Ian Leavey | 37 | 9. | Tom Mahaney | 33 |
| 10. | Josh Brennan | 36 | 10. | Josh Brennan | 31 |

¹ Andy Simmons 219 consecutive victories was the most all-time in 2002 in the nation until 2004, currently ranks 5th all-time nationally.

² Nick Simmons 211 consecutive wins in a career was the most all-time in 2001 in the nation until 2002, currently ranks 6th all-time nationally.



HORNETS

| Pins | | | | | |
|--|---------------------------|-----------|-----------------|-----------------------|-----------|
| Career | | | | | |
| 1. | Nick Simmons ³ | 178 | 11. | Reggie Duncan | 41 |
| 2. | Andy Simmons | 117 | 12. | Glen Sible | 39 |
| 3. | Aaron Risch | 108 | 13. | Victor Theis | 37 |
| 4. | Ian Leavey | 89 | 14. | Justin Johnson | 32 |
| 5. | Garrett Demand | 67 | 15. | Ray Duncan | 29 |
| 6. | Paul Sawaya | 62 | 16. | Evan Burke | 27 |
| 7. | Mitch Maki | 48 | 17. | Corbin Austin | 26 |
| 8. | Bob McManaman | 44 | 18. | Devin Smyth | 23 |
| 9. | Bodie Austin | 43 | 19. | TJ Davis | 23 |
| 10. | Spencer Demand | 43 | 20. | Pat Weber | 22 |
| Senior | | | Junior | | |
| 1. | Nick Simmons | 57 | 1. | Nick Simmons | 57 |
| 2. | Reggie Duncan | 29 | 2. | Bob McManaman | 44 |
| 3. | Ian Leavey | 28 | 3. | Aaron Risch | 35 |
| 4. | Mitch Maki | 27 | 4. | Ian Leavey | 26 |
| 5. | Victor Theis | 25 | 5. | Garrett Demand | 24 |
| 6. | Aaron Risch | 23 | 6. | Devin Smyth | 23 |
| 7. | Glen Sible | 22 | 7. | Spencer Demand | 21 |
| 8. | Pat Weber | 22 | 8. | Mitch Maki | 20 |
| 9. | Justin Johnson | 18 | 9. | Ray Duncan | 20 |
| 10. | Evan Burke | 18 | 10. | Paul Sawaya | 19 |
| Sophomore | | | Freshman | | |
| 1. | Nick Simmons | 55 | 1. | Nick Simmons | 47 |
| 2. | Aaron Risch | 30 | 2. | Aaron Risch | 20 |
| 3. | Paul Sawaya | 16 | 3. | Ian Leavey | 20 |
| 4. | Ian Leavey | 15 | 4. | Mike Kowatch | 17 |
| 5. | Corbin Austin | 15 | 5. | Garrett Demand | 17 |
| 6. | Spencer Demand | 15 | 6. | Kyle Risch | 15 |
| 7. | Bodie Austin | 14 | 7. | Bodie Austin | 11 |
| 8. | Tyler Schmidt | 12 | 8. | Corbin Austin | 11 |
| 9. | Garrett Demand | 8 | 9. | Bret Munk | 11 |
| 10. | Andy Mesi | 7 | 10. | Paul Sawaya | 10 |
| Consecutive | | | | | |
| | Nick Simmons ⁴ | 54 | | 1999-2000 | |
| Most Pins by an Individual, 2 years varsity | | | | | |
| | Nick Simmons ⁵ | 114 | | 1998-2000 | |

³ Nick Simmons 178 career pins ranks 6th all- time in the nation.

⁴ Nick Simmons 54 consecutive pins from 1999-2000 ranks 2nd most all-time nationally and record for the state of Michigan.

⁵ Nick Simmons 114 pins within a 2- year varsity period are a national record.



HORNETS

Takedowns

| Career | | | | | |
|-----------|-----------------------|------------|----------|-----------------------|-----------|
| 1. | Aaron Risch | 431 | 11. | Justin Johnson | 97 |
| 2. | Paul Sawaya | 326 | 12. | Garrett Demand | 93 |
| 3. | Ian Leavey | 255 | 13. | Jacob Brandon | 80 |
| 4. | Reggie Duncan | 136 | 14. | | |
| 5. | Victor Theis | 136 | 15. | | |
| 6. | Corbin Austin | 131 | 16. | | |
| 7. | Bodie Austin | 129 | 17. | | |
| 8. | Glen Sible | 129 | 18. | | |
| 9. | Ray Duncan | 110 | 19. | | |
| 10. | Spencer Demand | 101 | 20. | | |
| Senior | | | Junior | | |
| 1. | Paul Sawaya | 101 | 1. | Aaron Risch | 151 |
| 2. | Reggie Duncan | 92 | 2. | Paul Sawaya | 139 |
| 3. | Glen Sible | 90 | 3. | Ian Leavey | 74 |
| 4. | Ian Leavey | 85 | 4. | Ray Duncan | 63 |
| 5. | Victor Theis | 78 | 5. | Devin Smyth | 62 |
| 6. | Aaron Risch | 77 | 6. | Victor Theis | 58 |
| 7. | Justin Johnson | 67 | 7. | Spencer Demand | 56 |
| 8. | Evan Burke | 44 | 8. | Bodie Austin | 51 |
| 9. | Mitch Maki | 37 | 9. | Reggie Duncan | 44 |
| 10. | Jacob Brandon | 36 | 10. | Glen Sible | 39 |
| Sophomore | | | Freshman | | |
| 1. | Aaron Risch | 121 | 1. | Aaron Risch | 82 |
| 2. | Corbin Austin | 71 | 2. | Corbin Austin | 61 |
| 3. | Paul Sawaya | 57 | 3. | Ray Duncan | 47 |
| 4. | Ian Leavey | 55 | 4. | Ian Leavey | 41 |
| 5. | Bodie Austin | 40 | 5. | Bodie Austin | 38 |
| 6. | Spencer Demand | 28 | 6. | Justin Schultz | 35 |
| 7. | Casey Sible | 21 | 7. | Paul Sawaya | 29 |
| 8. | Tyler Schmidt | 19 | 8. | Kyle Risch | 25 |
| 9. | Shawn Byrne | 17 | 9. | Spencer Demand | 17 |
| 10. | Andy Mesi | 14 | 10. | Garrett Demand | 17 |



HORNETS

| Reversals | | | | | |
|------------------|-----------------------|-----------|-----|-----------------------|-----------|
| Career | | | | | |
| 1. | Paul Sawaya | 75 | 11. | | |
| 2. | Aaron Risch | 68 | 12. | | |
| 3. | Glen Sible | 63 | 13. | | |
| 4. | Caleb Risdon | 59 | 14. | | |
| 5. | Garrett Demand | 58 | 15. | | |
| 6. | Victor Theis | 52 | 16. | | |
| 7. | Spencer Demand | 51 | 17. | | |
| 8. | Corbin Austin | 44 | 18. | | |
| 9. | Justin Johnson | 41 | 19. | | |
| 10. | Ray Duncan | 30 | 20. | | |
| Senior | | | | Junior | |
| 1. | Caleb Risdon | 39 | 1. | Glen Sible | 29 |
| 2. | Glen Sible | 34 | 2. | Victor Theis | 23 |
| 3. | Victor Theis | 29 | 3. | Spencer Demand | 23 |
| 4. | Paul Sawaya | 21 | 4. | Ray Duncan | 17 |
| 5. | Justin Johnson | 13 | 5. | Aaron Risch | 15 |
| 6. | Garrett Demand | 10 | 6. | Paul Sawaya | 15 |
| 7. | Aaron Risch | 8 | 7. | Justin Johnson | 13 |
| 8. | Ben Wenger | 7 | 8. | Garrett Demand | 12 |
| 9. | Dan Shuck | 6 | 9. | Joe Heuft | 11 |
| 10. | Isaac McDonald | 6 | 10. | Dan Shuck | 9 |
| Sophomore | | | | Freshman | |
| 1. | Paul Sawaya | 30 | 1. | Garrett Demand | 27 |
| 2. | Aaron Risch | 27 | 2. | Corbin Austin | 27 |
| 3. | Corbin Austin | 17 | 3. | Aaron Risch | 18 |
| 4. | Spencer Demand | 14 | 4. | Spencer Demand | 14 |
| 5. | Garrett Demand | 10 | 5. | Justin Schultz | 14 |
| 6. | Ben Wenger | 10 | 6. | Caleb Risdon | 13 |
| 7. | Ian Leavey | 9 | 7. | Ray Duncan | 13 |
| 8. | Bodie Austin | 8 | 8. | Andy Mesi | 13 |
| 9. | Tommy Sieftring | 7 | 9. | Kyle Risch | 13 |
| 10. | Tyler Schmidt | 6 | 10. | Justin Johnson | 11 |



HORNETS

Nearfall 3

| Career | | | | | |
|------------------|-----------------------|-----------------|-----|-----------------------|----|
| 1. | Ian Leavey | 94 | 11. | | |
| 2. | Aaron Risch | 66 | 12. | | |
| 3. | Glen Sible | 55 | 13. | | |
| 4. | Corbin Austin | 45 | 14. | | |
| 5. | Justin Johnson | 43 | 15. | | |
| 6. | Spencer Demand | 37 | 16. | | |
| 7. | Justin Schultz | 36 | 17. | | |
| 8. | Paul Sawaya | 30 | 18. | | |
| 9. | Victor Theis | 28 | 19. | | |
| 10. | Garrett Demand | 27 | 20. | | |
| Senior | | Junior | | | |
| 1. | Ian Leavey | 41 | 1. | Ian Leavey | 26 |
| 2. | Glen Sible | 22 | 2. | Glen Sible | 23 |
| 3. | Justin Johnson | 19 | 3. | Justin Johnson | 21 |
| 4. | Paul Sawaya | 15 | 4. | Aaron Risch | 18 |
| 5. | Garrett Demand | 9 | 5. | Spencer Demand | 17 |
| 6. | Isaac McDonald | 9 | 6. | Devin Smyth | 17 |
| 7. | Caleb Risdon | 9 | 7. | Ray Duncan | 17 |
| 8. | Aaron Risch | 7 | 8. | Paul Sawaya | 15 |
| 9. | | | 9. | Victor Theis | 15 |
| 10. | | | 10. | Bodie Austin | 9 |
| Sophomore | | Freshman | | | |
| 1. | Aaron Risch | 24 | 1. | Corbin Austin | 23 |
| 2. | Corbin Austin | 22 | 2. | Justin Schultz | 21 |
| 3. | Ian Leavey | 18 | 3. | Aaron Risch | 17 |
| 4. | Justin Schultz | 15 | 4. | Garrett Demand | 10 |
| 5. | Spencer Demand | 11 | 5. | Ian Leavey | 9 |
| 6. | Bodie Austin | 8 | 6. | Bodie Austin | 8 |
| 7. | | | 7. | Kyle Risch | 7 |
| 8. | | | 8. | | |
| 9. | | | 9. | | |
| 10. | | | 10. | | |



HORNETS

Nearfall 2

| Career | | | | | |
|------------------|-----------------------|----------|-----------------|-----------------------|-----------|
| 1. | Aaron Risch | 44 | 11. | | |
| 2. | Ian Leavey | 40 | 12. | | |
| 3. | Paul Sawaya | 38 | 13. | | |
| 4. | Justin Johnson | 35 | 14. | | |
| 5. | Corbin Austin | 32 | 15. | | |
| 6. | Victor Theis | 29 | 16. | | |
| 7. | Glen Sible | 28 | 17. | | |
| 8. | Spencer Demand | 27 | 18. | | |
| 9. | Bodie Austin | 21 | 19. | | |
| 10. | | | 20. | | |
| Senior | | | Junior | | |
| 1. | Justin Johnson | 18 | 1. | Paul Sawaya | 15 |
| 2. | Glen Sible | 16 | 2. | Ian Leavey | 14 |
| 3. | Victor Theis | 15 | 3. | Victor Theis | 14 |
| 4. | Ian Leavey | 14 | 4. | Justin Johnson | 12 |
| 5. | Paul Sawaya | 10 | 5. | Glen Sible | 12 |
| 6. | Reggie Duncan | 8 | 6. | Bodie Austin | 12 |
| 7. | Jacob Brandon | 8 | 7. | Spencer Demand | 11 |
| 8. | Caleb Risdon | 8 | 8. | Aaron Risch | 8 |
| 9. | Mitch Maki | 6 | 9. | Ray Duncan | 7 |
| 10. | Aaron Risch | 4 | 10. | Garrett Demand | 6 |
| Sophomore | | | Freshman | | |
| 1. | Aaron Risch | 17 | 1. | Corbin Austin | 24 |
| 2. | Ian Leavey | 12 | 2. | Ray Duncan | 10 |
| 3. | Paul Sawaya | 10 | 3. | Aaron Risch | 9 |
| 4. | Spencer Demand | 9 | 4. | Spencer Demand | 7 |
| 5. | Corbin Austin | 8 | 5. | Jared Fleming | 5 |
| 6. | Bodie Austin | 7 | 6. | | |
| 7. | Shawn Byrne | 6 | 7. | | |
| 8. | | | 8. | | |
| 9. | | | 9. | | |
| 10. | | | 10. | | |



HORNETS

| Escapes | | | | | |
|------------------|--------------------------|-----|-----------------|-----------------------|----|
| Career | | | | | |
| 1. | Paul Sawaya ⁶ | 111 | 11. | Justin Johnson | 32 |
| 2. | Spencer Demand | 97 | 12. | | |
| 3. | Glen Sible | 91 | 13. | | |
| 4. | Corbin Austin | 81 | 14. | | |
| 5. | Ian Leavey | 73 | 15. | | |
| 6. | Aaron Risch | 64 | 16. | | |
| 7. | Garrett Demand | 51 | 17. | | |
| 8. | Mitch Diamond | 47 | 18. | | |
| 9. | Ray Duncan | 39 | 19. | | |
| 10. | Victor Theis | 37 | 20. | | |
| Senior | | | Junior | | |
| 1. | Glen Sible | 34 | 1. | Glen Sible | 35 |
| 2. | Mitch Diamond | 25 | 2. | Spencer Demand | 32 |
| 3. | Paul Sawaya | 20 | 3. | Aaron Risch | 30 |
| 4. | Jacob Brandon | 20 | 4. | Victor Theis | 28 |
| 5. | Mitch Maki | 20 | 5. | Paul Sawaya | 27 |
| 6. | Justin Johnson | 18 | 6. | Andy Mesi | 27 |
| 7. | TJ Davis | 18 | 7. | Ian Leavey | 24 |
| 8. | Aaron Risch | 15 | 8. | Evan Burke | 22 |
| 9. | Isaac McDonald | 14 | 9. | TJ Davis | 22 |
| 10. | Ryan Oberg | 13 | 10. | Mitch Diamond | 19 |
| Sophomore | | | Freshman | | |
| 1. | Corbin Austin | 47 | 1. | Spencer Demand | 35 |
| 2. | Paul Sawaya | 43 | 2. | Corbin Austin | 34 |
| 3. | Spencer Demand | 28 | 3. | Garrett Demand | 28 |
| 4. | Ian Leavey | 22 | 4. | Justin Schultz | 22 |
| 5. | Zach Ostrander | 18 | 5. | Paul Sawaya | 21 |
| 6. | | | 6. | Ray Duncan | 20 |
| 7. | | | 7. | Aaron Risch | 19 |
| 8. | | | 8. | Ian Leavey | 19 |
| 9. | | | 9. | Jared Fleming | 16 |
| 10. | | | 10. | | |

⁶ Paul Sawaya's 111 career ESCAPES ranks 16th all-time in the state of Michigan.



HORNETS

| Team Points | | | | | |
|--------------------|-----------------------|------------|-----------------|-----------------------|------------|
| Career | | | | | |
| 1. | Aaron Risch | 976 ½ | 11. | Justin Schultz | 325 ½ |
| 2. | Ian Leavey | 845 | 12. | Justin Johnson | 295 |
| 3. | Paul Sawaya | 681 | 13. | TJ Davis | 255 |
| 4. | Glen Sible | 432 | 14. | Pat Weber | 233 |
| 5. | Garrett Demand | 414 | 15. | Ray Duncan | 229 |
| 6. | Spencer Demand | 404 | 16. | Victor Theis | 228 |
| 7. | Mitch Maki | 397 | 17. | Reggie Duncan | 204 |
| 8. | Bodie Austin | 371 | 18. | Mitch Diamond | 202 |
| 9. | Tyler Schmidt | 368 | 19. | | |
| 10. | Corbin Austin | 354 ½ | 20. | | |
| Senior | | | Junior | | |
| 1. | Glen Sible | 246 ½ | 1. | Aaron Risch | 295 |
| 2. | Ian Leavey | 246 | 2. | Ian Leavey | 243 |
| 3. | Mitch Maki | 232 | 3. | Paul Sawaya | 231 |
| 4. | Victor Theis | 228 | 4. | Spencer Demand | 198 |
| 5. | Aaron Risch | 217 | 5. | Glen Sible | 185 ½ |
| 6. | Paul Sawaya | 214 | 6. | Devin Smyth | 163 |
| 7. | Reggie Duncan | 204 | 7. | Mitch Maki | 159 |
| 8. | Pat Weber | 203 | 8. | Ray Duncan | 155 |
| 9. | Justin Johnson | 160 | 9. | TJ Davis | 153 |
| 10. | Garrett Demand | 143 | 10. | Victor Theis | 150 |
| Sophomore | | | Freshman | | |
| 1. | Aaron Risch | 255 ½ | 1. | Aaron Risch | 209 |
| 2. | Corbin Austin | 195 | 2. | Justin Schultz | 192 ½ |
| 3. | Ian Leavey | 190 | 3. | Ian Leavey | 166 |
| 4. | Paul Sawaya | 164 | 4. | Corbin Austin | 159 ½ |
| 5. | Tyler Schmidt | 149 | 5. | Garrett Demand | 128 |
| 6. | Justin Schultz | 133 | 6. | Bodie Austin | 119 |
| 7. | Spencer Demand | 126 | 7. | Bret Munk | 118 |
| 8. | Bodie Austin | 118 | 8. | Kyle Risch | 113 |
| 9. | | | 9. | Brad Simmons | 112 ½ |
| 10. | | | 10. | Tyler Schmidt | 106 |



HORNETS

| 1st Takedowns | | | | | |
|---------------------------------|-----------------------|-----------|-----------------|-----------------------|-----------|
| Career | | | | | |
| 1. | Aaron Risch | 179 | 11. | Reggie Duncan | 34 |
| 2. | Ian Leavey | 126 | 12. | Jacob Brandon | 34 |
| 3. | Paul Sawaya | 102 | 13. | TJ Davis | 31 |
| 4. | Bodie Austin | 63 | 14. | Tyler Schmidt | 31 |
| 5. | Garrett Demand | 54 | 15. | Devin Smyth | 29 |
| 6. | Mitch Maki | 49 | 16. | Zach Ostrander | 28 |
| 7. | Corbin Austin | 49 | 17. | Mitch Diamond | 24 |
| 8. | Justin Johnson | 45 | 18. | | |
| 9. | Spencer Demand | 45 | 19. | | |
| 10. | Ray Duncan | 38 | 20. | | |
| Senior | | | Junior | | |
| 1. | Ian Leavey | 46 | 1. | Aaron Risch | 57 |
| 2. | Paul Sawaya | 38 | 2. | Paul Sawaya | 36 |
| 3. | Aaron Risch | 36 | 3. | Ian Leavey | 29 |
| 4. | Reggie Duncan | 34 | 4. | Devin Smyth | 29 |
| 5. | Justin Johnson | 31 | 5. | Bodie Austin | 26 |
| 6. | Mitch Maki | 28 | 6. | Spencer Demand | 24 |
| 7. | Isaac McDonald | 19 | 7. | Garrett Demand | 24 |
| 8. | Garrett Demand | 17 | 8. | Ray Duncan | 24 |
| 9. | Jacob Brandon | 16 | 9. | Victor Theis | 24 |
| 10. | TJ Davis | 14 | 10. | Mitch Maki | 21 |
| Sophomore | | | Freshman | | |
| 1. | Aaron Risch | 47 | 1. | Aaron Risch | 38 |
| 2. | Ian Leavey | 26 | 2. | Corbin Austin | 28 |
| 3. | Corbin Austin | 21 | 3. | Ian Leavey | 25 |
| 4. | Paul Sawaya | 17 | 4. | Bodie Austin | 19 |
| 5. | Bodie Austin | 17 | 5. | Kyle Risch | 17 |
| 6. | Spencer Demand | 15 | 6. | Ray Duncan | 13 |
| 7. | Tyler Schmidt | 12 | 7. | Bret Munk | 7 |
| 8. | Shawn Byrne | 7 | 8. | Spencer Demand | 6 |
| 9. | | | 9. | Zach Ostrander | 6 |
| 10. | | | 10. | Justin Johnson | 6 |



Individual All - Time Wins

| Rank | Wrestler | Year(s) | Wins | Losses | Win % | Frosh W | Frosh L | Soph W | Soph L | JR W | JR L | SR W | SR L | |
|------|-------------------|-----------|------|--------|-------|-----------|---------|--------|--------|------|------|------|------|---|
| 1 | Andy Simmons | 1999-2003 | 219 | 0 | 1.000 | 59 | 0 | 51 | 0 | 52 | 0 | 57 | 0 | |
| 2 | Nick Simmons | 1998-2002 | 211 | 0 | 1.000 | 52 | 0 | 59 | 0 | 49 | 0 | 51 | 0 | |
| 3 | Aaron Risch | 2006-10 | 201 | 19 | 0.914 | 39 | 9 | 56 | 5 | 61 | 3 | 45 | 2 | |
| 4 | Ian Leavey | 2006-10 | 171 | 52 | 0.767 | 33 | 17 | 37 | 12 | 50 | 11 | 51 | 12 | |
| 5 | Jeremy Bloom | 2000-2004 | 160 | 39 | 0.804 | 26 | 21 | 40 | 13 | 45 | 5 | 49 | 0 | |
| 6 | Brad Simmons | 2001-2006 | 150 | 19 | 0.888 | 38 | 10 | 32 | 4 | 41 | 4 | 39 | 1 | |
| 7 | Devin Young | 2000-2004 | 149 | 31 | 0.828 | 30 | 15 | 40 | | 35 | 11 | 44 | 5 | |
| 8 | Casey Hulliberger | 1999-2003 | 145 | 32 | 0.819 | 23 | 9 | 43 | 8 | 40 | 12 | 39 | 3 | |
| 9 | Paul Sawaya | 2007-11 | 144 | 55 | 0.724 | 16 | 23 | 32 | 16 | 47 | 10 | 49 | 6 | |
| 10 | Tim McMillen | 1990-95 | 132 | 51 | 0.721 | 25 | 12 | 39 | 14 | 33 | 14 | 35 | 11 | |
| 11 | Glen Sible | 2003-08 | 116 | 54 | 0.682 | 13 | 17 | 22 | 16 | 32 | 10 | 49 | 11 | |
| 12 | Mark Brunger | 1986-91 | 114 | 50 | 0.695 | 8 | 20 | 28 | 17 | 33 | 11 | 45 | 2 | |
| 13 | Mike Farrier | 1985-90 | 109 | 42 | 0.722 | 70 | 37 | | | | | 39 | 5 | |
| 14 | Kevin Sharp | 1999-2003 | 106 | 53 | 0.667 | 0 | 0 | 26 | 24 | 43 | 15 | 37 | 14 | |
| 15 | PJ Mitchell | 1998-2000 | 105 | 6 | 0.946 | Whitehall | | | | | 56 | 4 | 49 | 2 |
| 16 | Jon Dolecki | 1995-99 | 102 | 37 | 0.734 | | | 28 | 9 | 30 | 9 | 44 | 19 | |
| 17 | Mike Kowatch | 1990-1994 | 101 | 29 | 0.777 | 27 | 11 | | | 44 | 7 | 30 | 11 | |
| 18 | Mike Rice | 1999-2003 | 100 | 53 | 0.654 | 0 | 2 | 13 | 27 | 39 | 16 | 48 | 8 | |
| 19 | Josh Brennan | 1990-1995 | 100 | 36 | 0.735 | 31 | 18 | 36 | 7 | 33 | 11 | | | |
| 20 | Victor Theis | 2005-2008 | 97 | 44 | 0.688 | | | 23 | 16 | 28 | 16 | 46 | 12 | |
| 21 | Pat Weber | 1995-1999 | 96 | 63 | 0.604 | 12 | 18 | 14 | 12 | 33 | 17 | 37 | 16 | |
| 22 | Garrett Demand | 2007-11 | 95 | 73 | 0.565 | 24 | 21 | 10 | 9 | 29 | 28 | 32 | 15 | |
| 23 | Devin Smyth | 2011- | 93 | 31 | 0.750 | 29 | 13 | 31 | 11 | 33 | 7 | | | |
| 24 | Bob McManaman | 1971-75 | 76 | 5 | 0.938 | | | | | 44 | 4 | 32 | 1 | |
| 25 | Spencer Demand | 2009-13 | 75 | 52 | 0.591 | 15 | 21 | 22 | 21 | 38 | 10 | | | |
| 26 | Corbin Austin | 2007-09 | 73 | 31 | 0.702 | 34 | 19 | 39 | 12 | | | | | |
| 27 | Mitch Maki | 2008-12 | 72 | 43 | 0.626 | 3 | 22 | 1 | 2 | 31 | 12 | 37 | 7 | |

HORNETS

| | | | | | | | | | | | | | | |
|----|------------------|-----------|----|----|-------|---------|----|----|----|----|----|----|----|----|
| 28 | Tom Mahaney | 1977-82 | 71 | 6 | 0.922 | | 33 | | | | | | 38 | 6 |
| 29 | Tony Sesti | | 66 | 32 | 0.673 | | | | | | 34 | 19 | 32 | 13 |
| 30 | Bodie Austin | 2009-13 | 64 | 65 | 0.496 | | 20 | 27 | 22 | 24 | 22 | 14 | | |
| 31 | Justin Johnson | 2006-10 | 64 | 33 | 0.660 | | 7 | 11 | 2 | 2 | 19 | 12 | 36 | 8 |
| 32 | Justin Schultz | 2007-09 | 64 | 19 | 0.771 | | 38 | 13 | 26 | 6 | | | | |
| 33 | Tyler Schmidt | 2009-13 | 62 | 72 | 0.463 | | 17 | 26 | 25 | 25 | 20 | 21 | | |
| 34 | Evan Burke | 2003-2008 | 60 | 97 | 0.382 | | 4 | 28 | 7 | 23 | 14 | 25 | 35 | 21 |
| 35 | Jeff Kane | 2001-06 | 58 | 51 | 0.532 | | 14 | 20 | | | 16 | 18 | 28 | 13 |
| 36 | Mitchell Diamond | 2008-12 | 56 | 85 | 0.397 | | 11 | 13 | 10 | 23 | 16 | 31 | 19 | 18 |
| 37 | Dusty Stiffler | 2000-2004 | 55 | 24 | 0.696 | | | | | | 19 | 13 | 36 | 11 |
| 38 | Reggie Duncan | 2008-10 | 54 | 6 | 0.900 | Haslett | | | | | 17 | 3 | 37 | 3 |
| 39 | TJ Davis | 2008-12 | 51 | 30 | 0.630 | | 0 | 4 | 0 | 0 | 31 | 18 | 20 | 8 |
| 40 | Dave Kowatch | | 51 | 29 | 0.638 | | | | 24 | 17 | | | 27 | 12 |
| 41 | Tim Grant | 2000-2004 | 50 | 30 | 0.625 | | | | | | 26 | 19 | 24 | 11 |
| 42 | Dale Fisher | 1969-1972 | 49 | 17 | 0.742 | | 49 | 17 | | | | | | |
| 43 | Alex Brouwer | 2007-10 | 48 | 72 | 0.400 | | 6 | 27 | 18 | 21 | 24 | 24 | | |
| 44 | Ray Duncan | 2009-13 | 48 | 40 | 0.545 | | 16 | 25 | | | 32 | 15 | | |
| 45 | Greg Smith | 1995-99 | 43 | 13 | 0.768 | | | | | | | | 43 | 13 |
| 46 | Cory Alchin | 2001-06 | 42 | 61 | 0.408 | | 5 | 27 | | | 14 | 20 | 23 | 14 |
| 47 | Tom Minkel | | 42 | 1 | 0.977 | | | | | | 19 | 0 | 23 | 1 |
| 48 | Andy Mesi | 2006-09 | 41 | 56 | 0.423 | | 10 | 23 | 4 | 7 | 13 | 18 | 14 | 8 |
| 49 | Jacob Brandon | 2009-12 | 40 | 33 | 0.548 | | | | 1 | 0 | 22 | 17 | 17 | 16 |
| 50 | Dean Monette | 1982-86 | 39 | 6 | 0.867 | | 39 | 6 | | | | | | |
| 51 | John Wheeler | 1996-2000 | 38 | 25 | 0.603 | | 5 | 15 | | | | | 33 | 10 |
| 52 | Isaac McDonald | 2006-10 | 37 | 51 | 0.420 | | 1 | 9 | 9 | 13 | 3 | 10 | 24 | 19 |
| 53 | Jim Jenks | | 37 | 5 | 0.881 | | | | | | 37 | 5 | | |
| 54 | George Eaton | | 34 | 2 | 0.944 | | | | 11 | 1 | | | 23 | 1 |
| 55 | Zach Ostrander | 2008-12 | 33 | 64 | 0.340 | | 5 | 18 | 8 | 17 | 17 | 22 | 3 | 7 |
| 56 | Matt Housepian | | 32 | 11 | 0.744 | | | | | | | | 32 | 11 |
| 57 | Casey Sible | 2005-07 | 31 | 38 | 0.449 | | 19 | 20 | 9 | 17 | 3 | 1 | | |



HORNETS

| | | | | | | | | | | | | | | |
|----|-----------------|---------|----|----|-------|---------|----|----|----|----|---|----|----|----|
| 58 | Dave Swiger | | 30 | 14 | 0.682 | | | | | | | | 30 | 14 |
| 59 | Dan Pratt | | 30 | 7 | 0.811 | | | | | | | | 30 | 7 |
| 60 | Mark Housepian | | 29 | 11 | 0.725 | | | | | | | | 29 | 11 |
| 61 | Clint Klotz | | 27 | 13 | 0.675 | | 27 | 13 | | | | | | |
| 62 | Brian Woodard | | 27 | 5 | 0.844 | | | | | 27 | 5 | | | |
| 63 | John Moon | | 27 | 4 | 0.871 | | | | | 27 | 4 | | | |
| 64 | Caleb Risdon | | 26 | 23 | 0.531 | | | | | 8 | 7 | 18 | 16 | |
| 65 | Kevin Smith | 1982-87 | 26 | 8 | 0.765 | | | | | | | | 26 | 8 |
| 66 | Joe Tratnick | | 26 | 4 | 0.867 | | | | | 26 | 4 | | | |
| 67 | Ron Fettes | | 25 | 6 | 0.806 | | | | | 25 | 6 | | | |
| 68 | Gary Allen | 1969-72 | 24 | 26 | 0.480 | | 24 | 26 | | | | | | |
| 69 | Ben Wenger | 2006-10 | 23 | 76 | 0.232 | | 4 | 29 | 3 | 23 | 7 | 10 | 9 | 14 |
| 70 | Dan Shuck | 2005-08 | 22 | 53 | 0.293 | | | | 3 | 18 | 9 | 25 | 10 | 10 |
| 71 | Joe Bloom | | 22 | 17 | 0.564 | | 22 | 17 | | | | | | |
| 72 | Bret Munk | 2011- | 21 | 20 | 0.512 | | 21 | 20 | | | | | | |
| 73 | Kyle Risch | 2011- | 20 | 2 | 0.909 | | 20 | 2 | | | | | | |
| 74 | Tommy Siefiring | 2006-10 | 19 | 50 | 0.275 | | 6 | 12 | 11 | 32 | 2 | 6 | | |
| 75 | Jerry Sampson | 1995-97 | 19 | 6 | 0.760 | | 19 | 6 | | | | | | |
| 76 | Kyle Jean | 2003-08 | 16 | 43 | 0.271 | | 0 | 1 | 0 | 0 | 4 | 21 | 12 | 21 |
| 77 | Hunter Hanysak | 2008-12 | 14 | 58 | 0.194 | | 0 | 19 | 4 | 11 | 8 | 14 | 2 | 14 |
| 78 | Jared Fleming | 2011- | 12 | 29 | 0.293 | | 12 | 29 | | | | | | |
| 79 | Steve Elliot | | 12 | 11 | 0.522 | | 12 | 11 | | | | | | |
| 80 | Jordan Johnson | 2009-13 | 11 | 41 | 0.212 | | 0 | 12 | 7 | 24 | 4 | 5 | | |
| 81 | Jake Austin | 1993-94 | 11 | 16 | 0.407 | | | | | | | | 11 | 16 |
| 82 | Mike Turner | | 11 | 6 | 0.647 | | 11 | 6 | | | | | | |
| 83 | Shawn Byrne | 2009-13 | 10 | 31 | 0.244 | | 0 | 2 | 10 | 29 | | | | |
| 84 | Ryan Oberg | 2009-10 | 7 | 14 | 0.333 | Haslett | | | | | | | 7 | 14 |
| 85 | Aaron Hitchcock | | 7 | 5 | 0.583 | | | | 7 | 5 | | | | |
| 86 | Adam Pease | | 6 | 13 | 0.316 | | | | 6 | 13 | | | | |
| 87 | Grant Smith | 2007-08 | 5 | 6 | 0.455 | | 5 | 6 | | | | | | |



HORNETS

| | | | | | | | | | | | | | | |
|----|-------------------|-----------|---|----|-------|--|---|---|---|---|---|---|---|---|
| 88 | Jacob Lippe | 2010- | 4 | 9 | 0.308 | | 4 | 9 | | | | | | |
| 89 | Taylor Hunt | 2007-08 | 3 | 6 | 0.333 | | 3 | 6 | | | | | | |
| 90 | Collin Schoenborn | 2009-13 | 2 | 15 | 0.118 | | 1 | 8 | 1 | 7 | | | | |
| 91 | Tucker Burnham | | 2 | 6 | 0.250 | | | | | | 1 | 4 | 1 | 2 |
| 92 | Chris Stanton | 2010-11 | 2 | 5 | 0.286 | | 2 | 5 | | | | | | |
| 93 | Tyler Hart | 2010- | 1 | 11 | 0.083 | | 1 | 7 | 0 | 4 | | | | |
| 94 | Pat Loewen | 2009-13 | 1 | 7 | 0.125 | | 1 | 7 | | | | | | |
| 95 | Jesse Fleming | 2010-2012 | 1 | 6 | 0.143 | | | | | | 0 | 0 | 1 | 6 |
| 96 | Michael Park | 2007 | 1 | 0 | 1.000 | | | | 1 | 0 | | | | |
| 97 | Steve Lake | 2009-13 | 0 | 2 | 0.000 | | 0 | 2 | | | | | | |
| 98 | Brandon Hull | 2010-11 | 0 | 1 | 0.000 | | | | 0 | 1 | | | | |
| 99 | Tyler Chambers | 2010- | 0 | 1 | 0.000 | | 0 | 1 | 0 | 0 | | | | |



ALL - TIME INDIVIDUAL STATISTICS



HORNETS

Team Statistics

| <u>Season</u> | <u>Record</u> | | <u>Takedowns</u> | | <u>Nearfall 3</u> | | <u>Nearfall 2</u> | | <u>Reversals</u> | | <u>Escapes</u> | | <u>Wins</u> | | <u>Pins</u> | |
|---------------|---------------|------------|------------------|------------|-------------------|------------|-------------------|------------|------------------|------------|----------------|------------|-------------|------------|-------------|------------|
| | <u>WHS</u> | <u>Opp</u> | <u>WHS</u> | <u>Opp</u> | <u>WHS</u> | <u>Opp</u> | <u>WHS</u> | <u>Opp</u> | <u>WHS</u> | <u>Opp</u> | <u>WHS</u> | <u>Opp</u> | <u>WHS</u> | <u>Opp</u> | <u>WHS</u> | <u>Opp</u> |
| 1972-73 | 7 | 6 | 97 | | 60 | | 17 | | 83 | | 46 | | 84 | | 44 | |
| 2006-07 | | | | | | | | | | | | | | | | |
| 2007-08 | | | | | | | | | | | | | | | | |
| 2008-09 | 20 | 22 | | | | | | | | | | | | | | |
| 2009-10 | 28 | 14 | 704 | 568 | 128 | 127 | 99 | 66 | 115 | 136 | 237 | 389 | 417 | 342 | 226 | 198 |
| 2010-11 | 15 | 28 | 385 | 498 | 81 | 115 | 53 | 64 | 94 | 100 | 193 | 239 | 304 | 387 | 159 | 209 |
| 2011-12 | 16 | 13 | 484 | 499 | 115 | 104 | 82 | 58 | 158 | 143 | 226 | 279 | 327 | 281 | 197 | 175 |
| 2012-13 | | | | | | | | | | | | | | | | |

Most Accurate Stats begin with 2007-08 season unless provided by MHSAA Record book

For all box scores check out www.WilliamstonWrestling.com





Season Leaders

| Wins | | | | Pins | | | |
|------------|-----------------------|-----------|----------------|-------------|---------------------------|------------|----------------|
| 1. | Aaron Risch | 61 | 2008-09 | 1. | Nick Simmons | 57 | 2000-01 |
| 2. | Andy Simmons | 59 | 1998-99 | 2. | Nick Simmons ⁷ | 57 | 1999-00 |
| 3. | Andy Simmons | 57 | 2002-03 | 3. | Nick Simmons ⁸ | 55 | 1998-99 |
| 4. | PJ Mitchell | 56 | 1998-99 | 4. | Nick Simmons | 47 | 1997-98 |
| 5. | Aaron Risch | 56 | 2007-08 | 5. | Bob McManaman | 44 | 1973-74 |
| 6. | Andy Simmons | 52 | 2001-02 | 6. | Aaron Risch | 35 | 2008-09 |
| 7. | Nick Simmons | 52 | 1998-99 | 7. | Aaron Risch | 30 | 2007-08 |
| 8. | Andy Simmons | 51 | 1999-00 | 8. | Reggie Duncan | 29 | 2009-10 |
| 9. | Nick Simmons | 51 | 2001-02 | 9. | Ian Leavey | 28 | 2009-10 |
| 10. | Ian Leavey | 51 | 2009-10 | 10. | Mitch Maki | 27 | 2011-12 |
| Takedowns | | | | Team Points | | | |
| 1. | Aaron Risch | 151 | 2008-09 | 1. | Aaron Risch | 295 | 2008-09 |
| 2. | Paul Sawaya | 139 | 2009-10 | 2. | Aaron Risch | 255 ½ | 2007-08 |
| 3. | Aaron Risch | 121 | 2007-08 | 3. | Glen Sible | 246 ½ | 2007-08 |
| 4. | Paul Sawaya | 101 | 2010-11 | 4. | Ian Leavey | 246 | 2009-10 |
| 5. | Reggie Duncan | 92 | 2009-10 | 5. | Ian Leavey | 243 | 2008-09 |
| 6. | Glen Sible | 90 | 2007-08 | 6. | Mitch Maki | 232 | 2011-12 |
| 7. | Ian Leavey | 85 | 2009-10 | 7. | Paul Sawaya | 231 | 2009-10 |
| 8. | Aaron Risch | 82 | 2006-07 | 8. | Victor Theis | 228 | 2007-08 |
| 9. | Victor Theis | 78 | 2007-08 | 9. | Aaron Risch | 217 | 2009-10 |
| 10. | Aaron Risch | 77 | 2009-10 | 10. | Paul Sawaya | 214 | 2010-11 |
| Reversals | | | | Escapes | | | |
| 1. | Caleb Risdon | 39 | 2011-12 | 1. | Corbin Austin | 47 | 2008-09 |
| 2. | Glen Sible | 34 | 2007-08 | 2. | Paul Sawaya | 43 | 2008-09 |
| 3. | Paul Sawaya | 30 | 2008-09 | 3. | Spencer Demand | 35 | 2009-10 |
| 4. | Victor Theis | 29 | 2007-08 | 4. | Glen Sible | 34 | 2007-08 |
| 5. | Glen Sible | 29 | 2006-07 | 5. | Corbin Austin | 34 | 2007-08 |
| 6. | Aaron Risch | 27 | 2007-08 | 6. | Spencer Demand | 32 | 2011-12 |
| 7. | Garrett Demand | 27 | 2007-08 | 7. | Aaron Risch | 30 | 2008-09 |
| 8. | Corbin Austin | 27 | 2007-08 | 8. | Spencer Demand | 28 | 2010-11 |
| 9. | Victor Theis | 23 | 2006-08 | 9. | Garrett Demand | 28 | 2008-09 |
| 10. | Spencer Demand | 23 | 2011-12 | 10. | Victor Theis | 28 | 2006-07 |
| Nearfall 3 | | | | Nearfall 2 | | | |
| 1. | Ian Leavey | 41 | 2009-10 | 1. | Corbin Austin | 24 | 2007-08 |
| 2. | Ian Leavey | 26 | 2008-09 | 2. | Justin Johnson | 18 | 2009-10 |
| 3. | Aaron Risch | 24 | 2007-08 | 3. | Glen Sible | 16 | 2007-08 |
| 4. | Corbin Austin | 23 | 2007-08 | 4. | Aaron Risch | 17 | 2007-08 |
| 5. | Glen Sible | 22 | 2006-07 | 5. | Paul Sawaya | 15 | 2009-10 |
| 6. | Glen Sible | 22 | 2007-08 | 6. | Victor Theis | 15 | 2007-08 |
| 7. | Corbin Austin | 22 | 2006-07 | 7. | Ian Leavey | 14 | 2008-09 |
| 8. | Justin Schultz | 21 | 2006-07 | 8. | Victor Theis | 14 | 2006-07 |
| 9. | Justin Johnson | 21 | 2008-09 | 9. | Justin Johnson | 12 | 2008-09 |
| 10. | Justin Johnson | 19 | 2009-10 | 10. | Ian Leavey | 12 | 2008-09 |

⁷ Nick Simmons 57 pins in the 2000-01 and 1999-00 seasons ranks 2nd & 3rd all-time nationally and is the record for the state of Michigan.

⁸ Nick Simmons 55 pins during the 1998-99 season ranks 4th all-time nationally.

Season Leaders

| 1st Takedowns Season | | | | | | | |
|--|----------------|----|-----------|-------------------------------|----------------|----|-----------|
| 1. | Aaron Risch | 57 | 2008-09 | 1. | | | |
| 2. | Aaron Risch | 47 | 2007-08 | 2. | | | |
| 3. | Ian Leavey | 46 | 2009-10 | 3. | | | |
| 4. | Aaron Risch | 38 | 2006-07 | 4. | | | |
| 5. | Paul Sawaya | 38 | 2010-11 | 5. | | | |
| 6. | Aaron Risch | 36 | 2009-10 | 6. | | | |
| 7. | Paul Sawaya | 36 | 2009-10 | 7. | | | |
| 8. | Reggie Duncan | 34 | 2009-10 | 8. | | | |
| 9. | Justin Johnson | 31 | 2009-10 | 9. | | | |
| 10. | Ian Leavey | 29 | 2008-09 | 10. | | | |
| | Devin Smyth | 29 | 2011-12 | | | | |
| Technical Falls Season | | | | Major Decisions Season | | | |
| | | | | 1. | Paul Sawaya | 9 | 2010-11 |
| | | | | 2. | Paul Sawaya | 9 | 2009-10 |
| | | | | 3. | Aaron Risch | 8 | 2008-09 |
| | | | | 4. | Ian Leavey | 7 | 2009-10 |
| | | | | 5. | Aaron Risch | 7 | 2007-08 |
| | | | | 6. | Glen Sible | 6 | 2006-07 |
| | | | | 7. | Corbin Austin | 6 | 2008-09 |
| | | | | 8. | Aaron Risch | 6 | 2006-07 |
| | | | | 9. | | | |
| | | | | 10. | | | |
| Technical Falls Career | | | | Major Decisions Career | | | |
| 1. | Nick Simmons | 29 | 1998-2001 | 1. | Aaron Risch | 27 | 2006-2010 |
| 2. | Ian Leavey | 9 | 2006-2010 | 2. | Paul Sawaya | 21 | 2007-2011 |
| 3. | Corbin Austin | 7 | 2007-2009 | 3. | Glen Sible | 12 | 2004-2008 |
| 4. | | | | 4. | Ian Leavey | 10 | 2006-2010 |
| 5. | | | | 5. | Corbin Austin | 10 | 2007-2009 |
| 6. | | | | 6. | Ray Duncan | 7 | 2008-2013 |
| 7. | | | | 7. | Spencer Demand | 6 | 2008-2013 |
| 8. | | | | 8. | | | |
| 9. | | | | 9. | | | |
| 10. | | | | 10. | | | |
| | | | | | | | |
| | | | | | | | |
| | | | | | | | |
| | | | | | | | |
| | | | | | | | |
| | | | | | | | |
| | | | | | | | |
| | | | | | | | |
| | | | | | | | |
| | | | | | | | |
| | | | | | | | |



Fastest Fall Times

Current Weight Classes (2011-present)

| | | | | |
|-----|-----------------|------|---------------------|---------------|
| 103 | Nick Simmons | 0:11 | v. Goodrich | March 1999 |
| 112 | Collin Erickson | 0:12 | v. Central Montcalm | January 2009 |
| 119 | Mitch Diamond | 0:05 | v. Haslett | January 2011 |
| 125 | PJ Mitchell | 0:20 | v. Canton | December 1998 |
| 130 | Kyle Risch | 0:15 | v. Linden | January 2012 |
| | Zach Ostrander | 0:15 | v. Fowlerville | January 2011 |
| 135 | Paul Sawaya | 0:14 | v. Milan | December 2008 |
| 140 | Zach Ostrander | 0:08 | v. Leslie | December 2010 |
| 145 | Paul Sawaya | 0:10 | v. Davison | January 2011 |
| 152 | Pat Weber | 0:09 | v. Stockbridge | January 1999 |
| 160 | Jeremy Bloom | 0:05 | v. Pinkney | December 2003 |
| 171 | Jacob Brandon | 0:24 | v. Olivet | February 2011 |
| 189 | Reggie Duncan | 0:07 | v. Bendle | January 2010 |
| 215 | Garrett Demand | 0:17 | v. Frankenmuth | December 2009 |
| 285 | Mitch Maki | 0:10 | v. Haslett | January 2011 |
| | Mitch Maki | 0:10 | v. Linden | January 2012 |

PROPOSED 2011-12 WEIGHT CLASSES

106 113 120 126 132 138 145
152 160 170 182 195 220 285

Former Weight Classes

- 98 - Steve Elliot, 0:40, v. Michigan School of the Blind, February 1973
- 105 - Joe Heuft, 0:35, v. Portland January 1970
- 126 - Dan Brannan, 0:23, v. Leslie, 1/4/1973
- 132 - Mark Graham, 0:31, v. Bath January 1971
- 155 - Tom Gorsline, 0:50, v. Portland, 12/5/1972
- 167 -
- 185 -
- 275 - Adam Pease, 0:18, v. Berrien Springs 2/1/2003
- HWT - Bob McManaman, 0:25, v. Leslie, 1/4/1973



HORNETS

Individual Tournament Champions

1964

Herb Jones, Williamston Classic (112)

1965

George Eaton, Williamston Classic (133)

1966

Tom Minkel, Williamston Classic, (127)

Mark Hatt, Williamston Classic (145)

1967

John Casteel, Williamston Classic (103)

Mark Hatt, Williamston Classic (145)

Ed Reynolds, Williamston Classic (180)

1968

John Casteel, Williamston Classic (103)

Mark Hatt, Williamston Classic (145)

Ed Reynolds, Williamston Classic (180)

1969

John Casteel, Williamston Classic (120)

1970

John Casteel, Williamston Classic (130)

1971

J Schwartz, Williamston Classic, (138)

1975

Bob McManaman, Williamston Classic (HVY)

1976

Bob McManaman, Williamston Classic (HVY)

1978

Kirt Roosa, Williamston Classic (178)

1980

Scott Simmons, Williamston Classic (155)

1982

Tom Mahaney, Williamston Classic (112)

1984



HORNETS

Jim Jenks, Williamston Classic (105)

1989

JJ Kowatch, Williamston Classic (140)

1992

Tim McMillen, Luthern East Invite (112)

Mike Kowatch (145) Luthern East Invite (145)

Mike Kowatch (145) Athens Invite (145)

1998

Nick Simmons, Williamston Classic, January 1998 (103)

Andy Simmons, Haslett Invite, December 1998 (103)

Nick Simmons, Haslett Invite, December 1998 (112)

Jon Dolecki, Haslett Invite, December 1998 (119)

PJ Mitchell, Haslett Invite, December 1998 (125)

Nick Simmons, Goodrich Tournament of Champions, December 1998 (103)

Andy Simmons, Goodrich Tournament of Champions, December 1998 (112)

1999

Pat Weber, Athens Invite, January 1999 (152)

Nick Simmons, Williamston Classic January 1999 (103)

Andy Simmons, Williamston Classic, January 1999 (112)

PJ Mitchell, Williamston Classic, January 1999 (125)

Nick Simmons, Goodrich Tournament of Champions, December 1999 (112)

Andy Simmons, Goodrich Tournament of Champions, December 1999 (119)

2000

Nick Simmons, Williamston Classic, January 2000 (112)

Andy Simmons, Williamston Classic, January 2000 (130)

Nick Simmons, Goodrich Tournament of Champions, December 2000 (119)

Andy Simmons, Goodrich Tournament of Champions, December 2000 (135)

2001

Nick Simmons, Williamston Classic, January 2001 (119)

Andy Simmons, Williamston Classic, January 2001 (135)

2002

Andy Simmons, Williamston Classic, January 2002 (140)

Casey Hulliberger, Williamston Classic, January 2002 (152)

Mike Rice, Williamston Classic, January 2002 (215)

2004

Jeremy Bloom, Mooney Classic, January 2004 (160)

2005

Brad Simmons, Chippewa Hills Invite, 12/15/05



HORNETS

2006

Aaron Risch, 145, Chippewa Hills Invite, 12/16/06

2007

Aaron Risch, 152, Parma Western Invite, 1/6/07

Ian Leavey, 112, Bendle Invite, 1/13/07

Glen Sible, 135 Bendle Invite, 1/13/07

Aaron Risch, 145 Bendle Invite, 1/13/07

2008

Ian Leavey 125 Constantine Invite February 2008

Corbin Austin 152 Constantine Invite, February 2008

Aaron Risch 160 Constantine Invite, February 2008

2011

Vicksburg Duals:

Mitch Maki (285), Spencer Demand (160), Kyle Risch (130) 5-0

Caleb Risdon (171), Ray Duncan (152) 4-1

Corunna JV: Brandon Hull, 1st (215), Tucker Burnham 1st (171)
Tyler Hart 3rd (171), Jeff Giffen 3rd (189)

Ingham County League Holiday Throwback

Kyle Risch (125) 1st

Spencer Demand (160) 1st

Tyler Schmidt (112) 2nd

Mitch Diamond (130) 2nd

Bodie Austin (140) 2nd

Devin Smyth (189) 2nd

Mitch Maki (285) 2nd

JV- Tucker Burnham (171) 1st; Tyler Chambers (215) 1st

Bendle Duals

Kyle Risch (130), Spencer Demand (160), Devin Smyth (189),

TJ Davis (215), Mitch Maki (285) 5-0

New Lothrop JV: Tyler Chambers 3rd,

50th Mooney Wrestling Classic

Spencer Demand (152) 4th

Devin Smyth (189) 3rd

TJ Davis (215) 4th

Mitch Maki (285) 2nd

Adam Nevells Memorial @ Okemos Duals



HORNETS

Spencer Demand (152), Jacob Brandon (171), Devin Smyth (189), TJ Davis (215) 5-0

Charlotte JV

1st: Caleb Risdon (160)

3rd: Tucker Burnham (171)

4th: Marshall Farris (145)

6th: Tyler Hart (152)

CAAC White Meet

1st Mitch Diamond, 130

3rd Bodie Austin, 140

2nd Ray Duncan, 145

2nd Spencer Demand, 152

3rd Jacob Brandon, 171

2nd Devin Smyth, 189

3rd TJ Davis, 215

2nd Mitch Maki, 285



HORNETS

Individual League Champions

MOST CHAMPIONS -

Six (1969, 1983)

• **Ingham County League**

1967

John Casteel

Chuck Casteel

George Eaton

Tom Minkel

Bob Dykeman

1968

Mark Hatt

Ed Reynolds

Dan Glon

1969

120 - Chuck Casteel

127 - Bill Posey

133 - John Casteel

145 - Lawson

165 - Mike Botsford

175 - Ed Reynolds

1970

137- John Casteel

145- Mike Hulliberger

1971

105- Gerard Wilbrink

126- Mark Graham

138- John Schwartz

185- Gary Greathouse

1972 - No Champion

1973

1974

98- Steve Elliot

126- Pete Roush

167- Skip Lee

1975

105- Steve Elliot

119- Dan Tunningly

155- Skip Lee

167- Mike Turner

1976

185- Tony Greathouse

HVY- Bob McManaman

1977- No Champion

1978

112 - Dan Monette

145 - Kirt Roosa

155 - Scott Simmons

1979

98 - Tom Severson

126 - Dan Monette

155 - Scott Simmons



HORNETS

191 - Tom Ewing

1980

98 - Tom Mahaney

105 - Tom Severson

167 - Scott Simmons

1981

138 - Brad Fryer

1982

105- Jim Jenks

145- Brad Fryer

138- John Moon

167- Dan Zenas

1983

98- Dean Monette

112- Jim Jenks

138- John Moon

155- Ron Fettes

167- Joe Tratnik

185- Steve Gruber

1984

105- Jim Jenks

112- Brian Woodard

119- Dean Monette

132- Ron Arnette

167- Joe Tratnick

1985

112- Kevin Smith

119- Woodard

1986

119- Kevin Smith

126- Brad Woodard

132- Don Lovejoy

138- Dean Monette

167- Jeff Hanson

185- Pat Shepard

1987

119- Brian Woodard

126- Kevin Smith

1988

132- JJ Kowatch

145- Keith Johnson

1989

140- JJ Kowatch

160- Mike Farrier

1990

189 - Mike Farrier

1991

130- Mike Kowatch

160- Mark Brunger

1992

130- Dan Pratt

140- Mike Kowatch



HORNETS

1993 - No Champion

135 - Andy Simmons

1994

140 - Kevin Sharp

112 - Josh Brennan

145 - Casey Hulliberger

140 - Tony Sesti

2002

1995

140 - Andy Simmons

106- Mark Housepian

145 - Kevin Sharp

119- Josh Brennan

152 - Casey Hulliberger

1996

160 - Jeremy Bloom

103- Jon Dolecki

215 - Mike Rice

1997

NOTE: Nick Simmons & Andy Simmons became the only wrestlers to win four Ingham County League titles in 2001 and 2002 respectively.

103 Jon Dolecki

1998

• **CAAC - Division III**

112- Nick Simmons

2003

119- Jon Dolecki

Devin Young, 140

1999

Jeremy Bloom, 160

103 - Nick Simmons

2004-

112 - Andy Simmons

135 - Brad Simmons

125 - Jon Dolecki

145 - Devin Young

130 - PJ Mitchell

160 - Jeremy Bloom

2000-

171 - Tim Grant

119 - Nick Simmons

275 - Dusty Stiffler

125 - P.J. Mitchell

2005 - Brad Simmons, 135

130 - Casey Hulliberger

2006- Brad Simmons, 135

135 - Andy Simmons

2007- Aaron Risch, 145

2001

119 - Nick Simmons



HORNETS

• **CAAC - White Division**

- | | |
|--|---|
| <p>2008- Glen Sible, 135 Victor Theis, 125 Aaron Risch, 152 Corbin Austin, 140</p> <p>2009- Aaron Risch, 160 Paul Sawaya, 135</p> <p>2010- Aaron Risch, 152 Paul Sawaya, 135</p> | <p>2011- Paul Sawaya, 145 TJ Davis, 189</p> <p>2012- Mitch Diamond, 130</p> <p>NOTE: Aaron Risch becomes the third Hornet Wrestler to earn four League titles in a career in 2010.</p> |
|--|---|

2008- Justin Schultz 103, Ian Leavey 112,

| Lansing State Journal / Lansing Wrestling Officials Honor Roll Meet | |
|--|---|
| 1983 | Dean Monette Jim Jenks Tom Mahaney John Moon Ron Fettes Joe Tratnick Coach of the Year: Jim Mooney |
| 1987 | Kevin Smith, 126 JJ Kowatch, 132 |
| 1988 | JJ Kowatch, 132 |
| 1990 | Gary Woodraugh, 125 Mike Farrier, 189 |
| 1993 | Josh Brennan, 103 Tim McMillen, 112 Tony Sesti, 140 |
| 1995 | Josh Brennan, 119 Tim McMillen, 126 |
| 1996 | Jerry Sampson, 112 Dave Kowatch, 145 Dave Swiger, 275 |
| 2006 | Brad Simmons, 135 |
| 2007 | Aaron Risch, 145 |
| 2008 | Justin Schultz, 103 Ian Leavey, 112 Victor Theis 125 Glen Sible 135 Aaron Risch 152 |



HORNETS

| Lansing State Journal All-Area Team | | | |
|--|---|---|---|
| <u>Year</u> | <u>Dream Team</u> | <u>Division III</u> | <u>Honorable Mention</u> |
| 1988 | | | Brian Woodard, 119 JJ Kowatch, 132 |
| 1989 | JJ Kowatch, 140 | Mike Farrier, 160 | Mark Brunger, 152 |
| 1991 | | Mike Kowatch, 130 Mark Brunger, 160 | Matt Housepian, 103 Matt Merkle, 125 Dan Pratt, 135 |
| 1993 | | Tim McMillen, 112 Tony Sesti, 140 | Josh Brennan, 103 Mike Kowatch, 145 |
| 1994 | | Josh Brennan, 112 Tim McMillen, 119 | Tony Sesti, 140 Mike Kowatch, 145 |
| 1996 | | Dave Swiger, 275 | |
| 1997 | | Jon Dolecki, 103 | Jerry Sampson, 112 |
| 1998 | Nick Simmons, 103 | John Pecic, 125 Mika Hulliberger, 152 Greg Smith, 189 | Jon Dolecki, 119 Pat Weber, 145 |
| 1999 | Nick Simmons*, 103 Andy Simmons, 112 Jon Dolecki, 119 | PJ Mitchell, 125 Greg Smith, 189 | |
| 2000 | Nick Simmons*, 119 PJ Mitchell, 125 Andy Simmons, 135 | Casey Hulliberger, 135 Bill Dufrin, 140 Jacob Miller, 189 | |
| 2001 | Nick Simmons*, 119 Andy Simmons, 135 | Kevin Sharp, 140 Casey Hulliberger, 145 Mike Rice, 215 | |
| 2002 | Andy Simmons*, 140 Casey Hulliberger, 152 | Mike Rice, 215 | |
| 2003 | | Jeremy Bloom, 160 | |
| 2004 | Jeremy Bloom, 160 | Devin Young, 145 Dusty Stiffler, 215 | |
| 2005 | | Brad Simmons, 135 | |
| 2006 | Brad Simmons, 135 | | |
| 2007 | | Ian Leavey, 119 Aaron Risch, 140 | |
| 2008 | | Ian Leavey, 112 Glen Sible, 135 Aaron Risch, 152 | Victor Theis, 125 Corbin Austin, 145 |
| 2009 | Aaron Risch, 160 | | Ian Leavey, 125 |
| 2010 | | Paul Sawaya, 135 Aaron Risch, 152 Justin Johnson, 160 | Ian Leavey, 125 Reggie Duncan, 189 |
| 2011 | | Bodie Austin, 125 Paul Sawaya, 145 TJ Davis, 189 | Garrett Demand, 215 |
| 2012 | | Ray Duncan, 145 Spencer Demand, 152 Devin Smyth, 189 | |

* = Wrestler of the Year

Michgian Grappler.com Dream Team

2010 - Aaron Risch, 152, Third Team



HORNETS

Lansing State Journal All-Decade Team

2000-2010

119- Nick Simmons, 2001

135- Andy Simmons, 2002

"Just Missed" 160- Jeremy Bloom, 2004

Michigan Wrestling Association Classic

2008- Glen Sible

140 Robert Weirich, Tecumseh Glen Sible, Williamston Weirich Major 13-2

2010- Aaron Risch

160 Aaron Risch, Williamston Devin Scheick, St. Johns Risch wins 9-4

Michigan Wrestling Association Academic Team All-State

- 14 team members must participate in 4 events
- The overall team Grade Point Average must be a 3.2 or higher.

2005-06

2006-07

2011-12

Michigan Wrestling Association Academic All-State

- Must be a Senior
- Must have wrestled in the Individual State Finals
- Must have an overall Grade Point Average of 3.2 or higher.

2008- Glen Sible

2010- Aaron Risch



HORNETS

Dapper Dan Classic -

2001 - 119 Nick Simmons (Michigan) pin Adam Smith (PA) 4:31
o USA TEAM Most Outstanding Wrestler

2002 - 140 Andy Simmons, Williamston (MI) dec Christian Franco
Whitehall,PA 3-2

NOTE : The Dapper Dan was founded in 1936 by Pittsburgh Post-Gazette sports editor AI Abrams as a businessman's sports club that produced sports events and gave the money to Pittsburgh charities. In the decades that followed the group staged golf tournaments, championship prizefights, the Roundball Classic high school basketball games and a wrestling tournament. In the 1990s, the club was re-christened as Dapper Dan Charities and The Boys & Girls Clubs of Western Pennsylvania was designated as the primary beneficiary. The money given to the Boys & Girls Clubs was earmarked for youth sports programs that would attract under-served urban youth into highly organized flag football, basketball, hockey, field hockey, golf and wrestling leagues. The leagues currently serve more than 7,000 youth annually and that number will grow this year as the Boys & Girls Clubs and RBI youth baseball to their programs. The mission of Dapper Dan has expanded far beyond what Abrams might have envisioned but the philosophy has remained unchanged: Give the ticket-buying public the biggest names in sports and entertainment. "The rest," Abrams said, "comes easy."

Wrestling USA Magazine Dream Team Classic

2001 - Team USA v. Iowa

119 - Nick Simmons,(USA) won by a fall in 3:37 Jesse Sundell,(IA) Ogden HS (1A)

2002 - Team USA v. Wisconsin

140 - Joe Henning (WIS) beat Andy Simmons USA 7-5 OT


ASICS Tiger ALL-AMERICAN TEAM

1999 - Nick Simmons, DREAM TEAM (103)
2000 - Nick Simmons, Honorable Mention (119)
Andy Simmons, Honorable Mention (130)
2001 - Nick Simmons, DREAM TEAM (112)
Andy Simmons, Second Team (135)
2002 - Andy Simmons, Second Team (140)



Nick Simmons at
Dapper Dan Classic 2001





INDV. DISTRICT RESULTS

| Year | District Champion | District Placement |
|-------------|--|--|
| 1987 | Brian Woodard, 119 | Kevin Smith, 2 nd , 125 JJ Kowatch, 3 rd , 132 Larry Palmer, 3 rd , 138 Keith Johnson, 4 th , 145 Rob Farrier, 3 rd , 155 |
| 1988 | JJ Kowatch, 132 | Gary Woodraugh, 2 nd , 105 Brian Woodard, 2 nd , 119 Keith Johnson, 3 rd , 145 Mike Farrier, 4 th , 167 |
| 1989 | Mike Farrier, 189 | Gary Woodrough, 3 rd , 125 Mark Brunger, 2 nd , 160 |
| 1991 | Matt Housepian, 103 Mike Kowatch, 130 Mark Brunger, 160 | Clint Klotz, 3 rd , 112 Matt Merkle, 3 rd , 125 Dan Pratt, 2 nd , 135 Jeremy Williams, 4 th , 152 |
| 1992 | Tim McMillen, 103 Clint Klotz | |
| 1993 | Tim McMillen, 112 | Josh Brennan, 3 rd , 103 Clint Klotz, 2 nd , 119 Tony Sesti, 3 rd , 140 Mike Kowatch, 2 nd , 145 |
| 1994 | Josh Brennan, 112 | Tim McMillen, Ryan Smith, 125 Dave Kowatch Tony Sesti Mike Kowatch Jake Austin, 4 th , 189 |
| 1995 | Josh Brennan, 119 Tim McMillen, 126 | Mark Housepian, 2 nd , 106 Dave Swiger, 2 nd , 275 |
| 1997 | Jon Dolecki, 103 | Jerry Samson |
| 1998 | Nick Simmons, 103 | Pat Weber, 4 th , 145 Mika Hulliberger, 152 |
| 1999 | Nick Simmons, 103 Andy Simmons, 112 Jon Dolecki, 119 PJ Mitchell, 125 | Bill Dufrin, 4 th , 140 Pat Weber, 4 th , 152 Greg Smith, 2 nd , 189 |
| 2000 | Nick Simmons, 119 PJ Mitchell, 125 Andy Simmons, 130 | Steve Dufrin, 2 nd , 112 Casey Hulliberger, 3 rd , 130 Bill Dufrin, 3 rd , 140 John Wheeler, 4 th , 215 |
| 2001 | Nick Simmons, 119 Andy Simmons, 135 Casey Hulliberger, 145 | Devin Young, 4 th , 103 Jeremy Bloom, 4 th , 125 Kevin Sharp, 3 rd , 140 Mike Rice, 3 rd , 215 |
| 2002 | Andy Simmons, 140 Casey Hulliberger, 152 Mike Rice, 215 | Steve Dufrin, 2 nd , 119 Devin Young, 2 nd , 125 Kevin Sharp, 3 rd , 140 Jeremy Bloom, 2 nd , 160 |
| 2003 | Jeremy Bloom, 160 | Devin Young, 140 |
| 2004 | Jeremy Bloom, 160 | Brad Simmons, 140 Devin Young, 145 Tim Grant, 171 Dusty Stiffler, 215 |
| 2006 | Brad Simmons, 135 | Victor Theis, 4 th , 125 |



HORNETS

| | | |
|------|---|--|
| 2007 | | Aaron Risch, 2 nd , 140 Ian Leavey, 4 th , 119 |
| 2008 | Aaron Risch, 152 | Justin Schultz, 2 nd , 103 Victor Theis, 3 rd , 125 Glen Sible, 2 nd , 135 Evan Burke, 4 th , 215 |
| 2009 | Aaron Risch, 160 | Ian Leavey, 4 th , 125 |
| 2010 | Ian Leavey, 125 Paul Sawaya, 135 Aaron Risch, 152 | Justin Johnson, 2 nd , 160 Garrett Demand, 4 th , 215 |
| 2011 | | Paul Sawaya, 2 nd , 145 Garrett Demand, 2 nd , 215 |
| 2012 | Devin Smyth, 189 | Ray Duncan, 4 th , 145 Spencer Demand, 4 th , 152 Caleb Risdon, 4 th , 160 Mitch Maki, 2 nd , 285 |
| 2013 | | |




| INDV. REGIONAL RESULTS | | |
|-------------------------------|--|--|
| | Most Qualifiers: 7 - FIVE (1991,1994,1999,2000,2002) | |
| Year | REGIONAL Champion | REGIONAL Placement |
| 1969 | Dave Faustman, 175 | |
| 1970 | Gary Greathouse, 185 | Dale Fisher, 4 th , 98 Mark Graham, 3 rd , 115 John Casteel, 2 nd , 130 Tom Walker, 3 rd , HVY |
| 1987 | Kevin Smith, 125 | Brian Woodard, 2 nd , 119 |
| 1988 | | JJ Kowatch, 2 nd , 132 Brian Woodard, 3 rd , 119 |
| 1990 | | Mark Brunger, 2 nd , 160 Mike Farrier, 3 rd , 189 |
| 1991 | Mark Brunger, 160 | Mike Kowatch, 4 th , 130 |
| 1993 | | Josh Brennan, 4 th , 103 Tim McMillen, 4 th , 112 Tony Sesti, 3 rd , 140 Mike Kowatch, 2 nd , 145 |
| 1994 | Josh Brennan, 112 | |
| 1995 | | Mark Housepian, 2 nd , 106 Josh Brennan, 3 rd , 119 Tim McMillen, 2 nd , 126 |
| 1996 | | Dave Swiger, 275 |
| 1997 | | |
| 1998 | Nick Simmons, 103 | |
| 1999 | Nick Simmons, 103 Andy Simmons, 112 Jon Dolecki, 119 PJ Mitchell, 125 | Greg Smith, 2 nd , 189 |
| 2000 | Nick Simmons, 119 PJ Mitchell, 125 Andy Simmons, 130 | Casey Hulliberger, 3 rd , 130 |
| 2001 | Nick Simmons, 119 Andy Simmons, 135 Casey Hulliberger, 145 | Devin Young, 4 th , 103 Kevin Sharp, 3 rd , 140 Mike Rice, 2 nd , 215 |
| 2002 | Andy Simmons, 140 Casey Hulliberger, 152 | Kevin Sharp, 3 rd , 145 Mike Rice, 2 nd , 215 |
| 2003 | | Devin Young, 140 Jeremy Bloom, 160 |
| 2004 | Jeremy Bloom, 160 Dusty Stiffler, 215 | Devin Young, 2 nd , 145 |
| 2005 | | |
| 2006 | | Brad Simmons, 2 nd , 135 |
| 2007 | | Aaron Risch, 4 th , 140 |



HORNETS

| | | |
|------|------------------|---|
| 2008 | | Justim Schultz, 4 th , 103 Victor Theis, 4 th , 125 Glen Sible, 2 nd , 135 Aaron Risch, 2 nd , 152 |
| 2009 | | Ian Leavey 4 th , 125 Aaron Risch, 2 nd , 160 |
| 2010 | Aaron Risch, 152 | Ian Leavey, 3 rd , 125 Paul Sawaya, 2 nd , 135 Justin Johnson, 2 nd , 160 |
| 2011 | | Paul Sawaya, 4 th , 145 Garrett Demand, 4 th , 215 |
| 2012 | | Ray Duncan, 4 th , 145 Devin Smyth, 2 nd , 189 |



| INDV. STATE RESULTS | | | | | |
|-----------------------------------|------------------------|-----|-------------|--------------------|-----|
| Most Qualifiers: 9 in 1967 | | | | | |
| 2012 | Ray Duncan, 145 | 1-2 | 1999 | Nick Simmons, 103 | 4-0 |
| | Devin Smyth, 189 | 1-2 | | Andy Simmons, 112 | 4-0 |
| 2011 | Paul Sawaya, 145 | 4-2 | | Jon Dolecki, 119 | 2-3 |
| | Garrett Demand, 215 | 3-3 | | PJ Mitchell, 125 | 4-1 |
| 2010 | Ian Leavey, 125 | 1-2 | | Greg Smith, 189 | 1-2 |
| | Paul Sawaya, 135 | 1-2 | 1998 | Nick Simmons, 103 | 4-0 |
| | Aaron Risch, 152 | 4-1 | 1996 | Dave Swiger, 275 | 0-2 |
| | Justin Johnson, 160 | 1-2 | 1995 | | |
| 2009 | Ian Leavey | 1-2 | 1994 | | |
| | Aaron Risch | 4-1 | 1993 | Josh Brennan, 103 | |
| 2008 | Justin Schultz, 103 | 0-2 | | Tim McMillen, 112 | |
| | Victor Theis, 125 | 0-2 | | Tony Sesti, 140 | |
| | Glen Sible, 135 | 2-3 | | Mike Kowatch, 145 | |
| | Aaron Risch, 152 | 4-2 | 1983 | Dean Monette, 98 | 4-0 |
| 2007 | Aaron Risch, 140 | 1-2 | | Brad Woodard, 105 | 2-3 |
| 2006 | Brad Simmons | 4-0 | | Jim Jenks, 112 | 1-2 |
| 2005 | Brad Simmons | 2-3 | | Tom Mahaney, 119 | 5-1 |
| 2004 | Jeremy Bloom | 4-0 | 1982 | Jim Jenks, 105 | |
| | Devin Young | 4-1 | | Tom Mahaney, 112 | |
| | Dusty Stiffler | 0-2 | | John Moon, 138 | |
| 2003 | Jeremy Bloom | 3-1 | 1979 | Tom Severson, 98 | 3-1 |
| | Devin Young | | | Dan Monette, 126 | 4-2 |
| 2002 | Andy Simmons, 140 | 4-0 | | Scott Simmons, 145 | 4-0 |
| | Kevin Sharp, 145 | 3-2 | | Kirk Roosa, 165 | 1-2 |
| | Casey Hulliberger, 152 | 3-1 | 1969 | Chuck Casteel, 112 | 4-1 |
| | Mike Rice, 215 | 3-1 | | John Casteel, 120 | 4-1 |
| 2001 | Devin Young, 103 | 0-2 | | Bill Posey, 127 | 3-2 |
| | Nick Simmons, 119 | 4-0 | | John Schwartz, 133 | 3-2 |
| | Andy Simmons, 135 | 4-0 | | Ken Lawson, 145 | 2-2 |
| | Kevin Sharp, 140 | 3-3 | | Mike Botsford, 165 | 4-1 |
| | Casey Hulliberger, 145 | 4-0 | | Dave Faustman, 175 | 0-1 |
| | Mike Rice, 215 | 3-2 | 1967 | John Casteel, 98 | 0-1 |
| 2000 | Nick Simmons, 119 | 4-0 | | Chuck Casteel, 103 | 2-1 |
| | PJ Mitchell, 125 | 4-0 | | Tom Jeffery, 126 | 0-1 |
| | Andy Simmons, 130 | 4-0 | | Tom Minkel, 133 | 3-0 |
| | Casey Hulliberger, 130 | 3-1 | | Mark Hatt, 138 | 3-0 |
| | | | | George Eaton, 145 | 3-0 |
| | | | | Bob Dykeman, 154 | 2-1 |
| | | | | Bill Maier, 165 | 0-1 |
| | | | | Roger Gilroy, HVY | 0-2 |



HORNETS

State Placers

Most State Placers (Year) : Six (1986)

| | |
|---|--|
| 1961 - Tom Martin 3rd 133 | 1980 - Tom Severson 3rd 105 |
| 1961 - Terry Johnson 2nd 145 | 1981 - Brad Fryer 6th 138 |
| 1961 - Mike Salisbury 4th 180 | 1982 - Jim Jenks 6th 105 |
| 1962 - Ron Gaffner 3rd 133 | 1983 - Brad Woodard 6th 105 |
| 1962 - Joe Dexter 2nd Hvy | 1983 - John Moon 5th 132 |
| 1967 - Chuck Casteel 3rd 103 | 1983 - Tom Mahaney 3 rd 119 |
| 1967 - Bob Dykeman 3rd 154 | 1984 - Jim Jenks 2nd 105 |
| 1968 - Ed Reynolds 3rd 180 | 1984 - Jeff Kerley 5th 98 |
| 1969 - Chuck Casteel 3rd 112 | 1984 - Joe Tratnik 5th 167 |
| 1969 - John Casteel 3 rd 120 | 1984 - Cliff Fulton 5th Hvy |
| 1969 - Bill Posey 4th 127 | 1985 - Kevin Smith 6th 112 |
| 1969 - John Schwartz 4th 133 | 1986 - Dean Monette 2nd 138 |
| 1970 - John Casteel 3rd 130 | 1986 - Pat Shepard 2nd 185 |
| 1971 - Mark Graham 3rd 126 | 1986 - Brian Woodard 4th 98 |
| 1971 - John Schwartz 2nd 138 | 1986 - Jay Lovejoy 5th 132 |
| 1971 - Tom Walker 3rd Hvy | 1986 - Kevin Smith 4th 126 |
| 1974 - Bob McManaman 4th Hvy | 1988 - Brian Woodard 4th 119 |
| 1974 - Steve Elliott 5th 98 | 1989 - John Kowatch 2nd 140 |
| 1974 - Tom Gorsline 5th 167 | 1990 - Mike Farrier 5th 189 |
| 1975 - Bob McManaman 3rd Hvy | 1991 - Mark Brunger 3rd 160 |
| 1975 - Steve Elliott 2nd 98 | 1992 - Matt Housepian 3rd 112 |
| 1978 - Scott Simmons 2nd 155 | 1993 - Mike Kowatch 3rd 145 |
| 1979 - Tom Severson 3rd 105 | 1993 - Tim McMillen 7th 112 |
| 1979 - Dan Monette 5th 126 | 1995 - Mark Housepian 6th 105 |



HORNETS

1995 - Tim McMillen 5th 125
1999 - P. J. Mitchell 3rd 125
2000 - Casey Hulliberger 2nd 130
2001 - Kevin Sharp 6th 140
2001 - Mike Rice 7th 215
2002 - Kevin Sharp 7th 145
2002 - Casey Hulliberger 2nd 152
2002 - Mike Rice 2nd 215
2003 - Devin Young 8th 140
2003 - Jeremy Bloom 2nd 160
2004 - Devin Young 3rd 145
2005 - Bradley Simmons 8th 135
2008 - Glen Sible 8th 135
2008 - Aaron Risch 5th 152
2009 - Aaron Risch 3rd 160
2010 - Aaron Risch 3rd 152
2011 - Paul Sawaya 5th 145
2011 - Garrett Demand 6th 215

Individual Placings

| Place | No. | Last Occurance |
|-----------------|-----|----------------------|
| 1 st | 25 | Brad Simmons, 2006 |
| 2 nd | 13 | Jeremy Bloom, 2003 |
| 3 rd | 20 | Aaron Risch, 2010 |
| 4 th | 6 | Brian Woodard, 1988 |
| 5 th | 12 | Paul Sawaya, 2011 |
| 6 th | 5 | Garrett Demand, 2011 |
| 7 th | 3 | Kevin Sharp, 2002 |
| 8 th | 3 | Glen Sible, 2006 |
| Total | 87 | TWO, 2011 |



HORNETS

"Victory is reserved for those who are willing to pay its price"
Sun Tsu, *The Art of War*

State Champions

MOST CHAMPIONS (YEAR): THREE - 1967, 2000, 2001

| | |
|----------------------------|------------------------------|
| 1967 - Tom Minkle 133 | 1998 - Nick Simmons 103 |
| 1967 - George Eaton 138 | 1999 - Nick Simmons 103 |
| 1967 - Mark Hatt 145 | 1999 - Andy Simmons 112 |
| 1968 - Mark Hatt 145 | 2000 - Nick Simmons 119 |
| 1971 - Gary Greathouse 180 | 2000 - PJ Mitchell 125 |
| 1976 - Bob McManaman HVY | 2000 - Andy Simmons 130 |
| 1979 - Scott Simmons 145 | 2001 - Nick Simmons 119 |
| 1980 - Scott Simmons 155 | 2001 - Andy Simmons 135 |
| 1982 - Tom Mahaney 112 | 2001 - Casey Hulliberger 145 |
| 1983 - Dean Monette 98 | 2002 - Andy Simmons 140 |
| 1984 - Dean Monette 112 | 2004 - Jeremy Bloom 160 |
| 1985 - Brad Woodard 119 | 2006 - Bradley Simmons 135 |
| 1986 - Brad Woodard 126 | |



HORNETS

Team Championships

1967- Class C/D Runner-up

1971- Class C/D Runner-up

1999- MHSAA Division III Team State Wrestling Champions

ROSTER: Steve Dufrin, Jon Dolecki, Casey Hulliberger, Kevin Sharp, Robert Pecic, Jeremy Dolecki, Steve Weber, Bill Dufrin, Toby Weston, Kevin Bisard, Pat Weber, Lyle Fann, George Rahme, Mike Turner, Jacob Miller, Greg Smith, Mike Rice, John Wheeker, Jordan Moon, P.J. Mitchell, Nick Simmons, Andy Simmons

Coaches -

Head Coach - Jim Mooney

Assistant Head Coach - Jeff Therrian

Assistant Coaches - Perry Mitchell, Scott Simmons

Manager - Brad Johnson

Student Managers - Tim Grant, Sarah Miller

Season Record: 27 - 0

Team Regional

Region 123 - Parma - Western

Quincy 43, Ida 27

Williamston 34, Brooklyn Columbia Central 30

Williamston 38, Quincy 22

State Quarterfinal

Williamston 33, Whitehall 25

Wt.—Result

| | WT | WL |
|--|----|----|
| 103--Nick Simmons (WL) fall Chad Johnson (WT), 0:21 | 0 | 6 |
| 112--Andy Simmons (WL) fall Travis Kowalski (WT), 1:05 | 0 | 12 |
| 119--Casey Hulliberger (WL) dec. Nate Hesse (WT), 5-0 | 0 | 15 |
| 125--P.J. Mitchell(WL) dec. Nick Hesse (WT), 3-0 | 0 | 18 |
| 130--Jon Dolecki (WL) tech. fall Matt Nielsen (WT), 16-1, 5:49 | 0 | 23 |
| 135--Bob Berghuis (WT) dec. Kevin Sharp (WL), 6-2 | 3 | 23 |
| 140--Chad Nowicki (WT) tech. fall Bill Dufrin (WL), 22-7, 4:00 | 8 | 23 |
| 145--Garth Dalson (WT) tech. fall Steve Weber (WL), 16-0, 5:39 | 13 | 23 |
| 152--Jason Johnson (WT) dec. Toby Weston (WL), 7-3 | 16 | 23 |
| 160--George Rahme (WL) maj. dec. Brandon Bolde (WT), 13-5 | 16 | 27 |
| 171--Josh Robart (WT) dec. Jacob Miller (WL), 18-11 | 19 | 27 |
| 189--Greg Smith(WL) dec. Luke Abercrombie (WT), 8-6 | 19 | 30 |
| 215--John Wheeker (WL) dec. Keith Abercrombie (WT), 13-8 | 19 | 33 |
| 275--Lucas Harmon (WT) wins by forfeit | 25 | 33 |



HORNETS

State Semifinal

| Williamston 37, Dowagiac 32 | D | W |
|--|----------|----------|
| Wt.--Result | | |
| 103 -- Nick Simmons (W), forfeit | 0 | 6 |
| 112 -- Andy Simmons (W) fall Canyon Hass (D), 1:15 | 0 | 12 |
| 119 -- Casey Hulliberger (W) fall Ian Shields (D), 4:39 | 0 | 18 |
| 125 -- Jon Dolecki (W) maj. dec. Mike Rubino (D), 13-2 | 0 | 22 |
| 130 -- P.J. Mitchell (W) dec. Mark deVarona (D), 4-0 | 0 | 25 |
| 135 -- B.J. Willis (D) dec. Kevin Sharp (W), 9-3 | 3 | 25 |
| 140 -- Brent Peterson (D) maj. dec. Bill Dufrin (W), 9-1 | 7 | 25 |
| 145 -- Toby Weston (W) fall Charles White (D), 5:04 | 7 | 31 |
| 152 -- Brad Cline (D) tech. fall Steve Weber (W), 15-0, 6:00 | 12 | 31 |
| 160 -- Robert Checkley (D) tech. fall George Rahme (W), 21-6, 4:12 | 17 | 31 |
| 171 -- Mike Staley (D) dec. Jacob Miller (W), 11-5 | 20 | 31 |
| 189 -- Greg Smith (W) fall Adam Maxey (D), 1:35 | 20 | 37 |
| 215 -- Scott Saylor (D), forfeit | 26 | 37 |
| 275 -- John Howard (D), forfeit | 32 | 37 |

State Final

Williamston 31, Goodrich 22


| Wt.—Result | W | GO |
|---|----------|-----------|
| 103 -- Nick Simmons (W) fall Jenny Donahoe (GO), 0:11 | 6 | 0 |
| 112 -- Andy Simmons (W) dec. Chase Metcalf (GO), 6-1 | 9 | 0 |
| 119 -- Eric Losee (GO) dec. Casey Hulliberger (W), 5-1 | 9 | 3 |
| 125 -- P.J. Mitchell (W) dec. Nick Oertel (GO), 4-0 | 12 | 3 |
| 130 -- Ryan Tripp (GO) maj. dec. Jon Dolecki (W), 12-1 | 12 | 7 |
| 135 -- Nathan Watters (GO) dec. Kevin Sharp (W), 2-1 | 12 | 10 |
| 140 -- Bill Dufrin (W) dec. RJ Naugle (GO), 10-6 | 15 | 10 |
| 145 -- Toby Weston (W) dec. Cory McDonald (GO), 10-4 | 18 | 10 |
| 152 -- Brian Eddy (GO) tech. fall Steve Weber (W), 21-3, 5:54 | 18 | 15 |
| 160 -- Bill Saindon (GO) dec. George Rahme (W), 2-1 | 18 | 18 |
| 171 -- John Steele (GO) tech. fall Jacob Miller (W), 18-2, 3:31 | 18 | 23 |
| 189 -- Greg Smith (W) maj. dec. Kris Berta (GO), 15-7 | 22 | 23 |
| (Team penalty point deducted from Goodrich) | 22 | 22 |
| 215 -- John Wheeler (W) dec. Joe Eddy (GO), 7-5 | 25 | 22 |
| 275 -- Jordan Moon (W) fall Casey Webb (GO), 1:33 | 31 | 22 |



HORNETS

Team Tournament Championships

1965 Muskegon Mona Shores Champions
1983 Lutheran East Invitational Champions
1983 Brandywine Invitational Champions
1983 Montrose Invitational Champions
1992 Bellevue Invitational Champions
1998 Haslett Invitational Champions (238 Points)
1998 Novi Duals Champion
1999 New Lothrop Invitational Champions
1999 Athens Invitational Champions
1999 Williamston Classic Champions
1999 Constantine Invitational Champions
1999 Goodrich Tournament of Champions 4th place
2008 Bendle Dual Champions
2008 Battle of M-52 Runner Up
2009 Hudson Duals Runner Up
2009 Battle of M-52 Champions
2009 Pinconning "Battle" Duals Runner Up
2009 LWOA Holiday Classic Champions
2010 Bendle Dual Champions
2011 Bendle Dual Runner Up
2011 Battle of M-52 Champions
2011 Ingham County League Holiday Throwback: 4th / 8
2012 Bendle Dual Runner-Up
2012 Adam Nevells Memorial Duals @ Okemos 2nd place



HORNETS

League Affiliation

Ingham County League 1967-2002

DeWitt Haslett Fowlerville Perry Portland Stockbridge Williamston

Bath
Dansville
Pinkney

Capital Area Activities Conference - Division III 2002-2007

DeWitt Haslett Fowlerville Lakewood Perry Portland Williamston

Capital Area Activities Conference - White Division 2007 - 2012

Corunna Lakewood Lansing Catholic* Perry Portland Williamston

2012

Corunna Lakewood Lansing Catholic * Portland Stockbridge Williamston

* = Did not participate in wrestling

League Championships

1966 Ingham County League Champions
1967 Ingham County League Champions
1970 Ingham County League Co-Champions
1971 Ingham County League Champions
1974 Ingham County League Champions
1975 Ingham County League Co-Champions
1980 Ingham County League Champion
1983 Ingham County League Champions
1984 Ingham County League Champions
1986 Ingham County League Co-Champions
1992 Ingham County League Co-Champions
1999 Ingham County League Champions
2000 Ingham County League Champions



HORNETS

League Standings

| <u>Year</u> | <u>League</u> | <u>Dual Record</u> | <u>Tournament Place/Points</u> |
|----------------|---------------|--------------------|--------------------------------|
| 1965-66 | ICL | 3 - 0 | 1 st |
| 1966-67 | ICL | | 1 st |
| 1967-68 | ICL | | |
| 1968-69 | ICL | 5 - 0 | 1st |
| 1969-70 | ICL | | 1st - tie |
| 1970-71 | ICL | | 1 st |
| 1971-72 | ICL | | |
| 1972-73 | ICL | | |
| 1973-74 | ICL | | 1st |
| 1974-75 | ICL | 6 - 1 | 1 st - tie |
| 1975-76 | ICL | | 7 th |
| 1976-77 | ICL | | 3 rd |
| 1977-78 | ICL | | |
| 1978-79 | ICL | | |
| 1979-80 | ICL | | 2 nd |
| 1980-81 | ICL | | 2 nd |
| 1981-82 | ICL | | |
| 1982-83 | ICL | | 1 st |
| 1983-84 | ICL | | 1st |
| 1984-85 | ICL | | 2 nd |
| 1985-86 | ICL | | 1st - tie |
| 1986-87 | ICL | | |
| 1987-88 | ICL | 0 - 6 | 5 th - tie |
| 1988-89 | ICL | | 5 th |
| 1989-90 | ICL | | |
| 1990-91 | ICL | | 3 rd |
| 1991-92 | ICL | 7-0 | 1st - tie |
| 1992-93 | ICL | 6-1 | 3 rd - tie |
| 1993-94 | ICL | | 2 nd |
| 1994-95 | ICL | | 3 rd |
| 1995-96 | ICL | 3-3 | 4 th |
| 1996-97 | ICL | 2 - 4 | 5 th |
| 1997-98 | ICL | 3 - 3 | |
| 1998-99 | ICL | 6 - 0 | 1st |
| 1999-00 | ICL | 5 - 0 | 1st |
| 2000-01 | ICL | | 4 th |
| 2001-02 | ICL | 2 - 3 | 2 nd - tie |
| 2002-03 | CAAC - III | | |
| 2003-04 | CAAC - III | | |
| 2004-05 | CAAC - III | | |
| 2005-06 | CAAC - III | | |
| 2006-07 | CAAC - III | 0 - 5 | |
| 2007-08 | CAAC-White | 2 - 2 | |
| 2008-09 | CAAC-White | 2 - 2 | 3 rd - 140 pts |
| 2009-10 | CAAC-White | 1 - 2 - 1 | 4 th - 107 pts |



HORNETS

| | | | |
|---------|------------|-----|--------------------------|
| 2010-11 | CAAC-White | 1-3 | 4 th - 96 pts |
| 2011-12 | CAAC-White | 1-3 | 4 th - 130.5 |

District Championships

Class C: 1983, 1984, 1986


Division III: 1989, 1999, 2000, 2001, 2002, 2003, 2008

Regional Championships

| Year | Place | Class/Division |
|------|-----------------|----------------|
| 1976 | 1 st | |
| 1986 | 2 nd | Class C |
| 1999 | 1 st | Division III |

State Placement - Top 10

1967 - 2nd / 51 points
 1969 - 4th / 35 points
 1971 - 2nd
 1983 - 3rd / 71 points
 1986 - 3rd
 1999 - 1st



NOTE: Prior to 1988 the High School Team State Champions in Michigan were determined based on team scores at the Individual State Tournament.

Team Victories

The Undefeated

1998-99 : 27-0
 1968-69 : 15-0
 1978-79 : 13-0
 1979-80 : 13-0
 1980-81 : 11-0

Most Wins (Season)

2009-10: 28
 1998-99: 27
 2007-08: 24
 2008-09: 20
 1999-00: 18
 1968-69: 15
 1978-79: 13
 1979-80: 13



HORNETS

Great Matches

1. #1 Williamston v. #2 Goodrich - Team State Final
 - Jordan Moon pinned his heavyweight opponent to earn the school it's only State Championship.
2. Williamston v. East Jackson - Team District Final '08
 - Senior captain Glen Sible earned a major decision in the final match of the dual. Senior Dan Shuck, returning from injury, wrestled the best match of his career.
3. Williamston v. Eaton Rapids - January 2010
 - Needing a major decision to win, senior captain Ian Leavey earned the major to defeat the Greyhounds for the first time in school history. Freshman Spencer Demand rallied to pin a senior in the third period.
4. Williamston v. #1 Hudson - Hudson Duals Final '09
 - The first tournament final of the 2009-10 season saw the Hornets take on the defending Division IV State Champions - the Hudson Tigers. The Hornets lost an exciting dual 38-35
5. Williamston v. Portland - Team District Final 2011
 - The young Hornets were defeated handily earlier in season by the Raiders of Portland. Williamston improved steadily over the year, finishing this match with a 39-39 tie, losing on the 8th tiebreaker (most first takedowns in the first period). Williamston earned pins from Paul Sawaya, Garrett Demand, Mitch Maki, Tyler Schmidt, and TJ Davis.

NOTE: Please share additional great Williamston Wrestling moments with Coach Weber at weberp@gowcs.net



HORNETS

Coaching Records

Wins- Career

1. Jim Mooney, 305-125-3; 1962-1969,1971-1983,1987-2000, 2004-2006
2. **Pat Weber, 107-104-3, 2006- present**
3. Coach Hoke, 18-3-1; 1955-57
4. Joe Curtin, 12-2, 1969-71
5. Louis Tibai, 12-9; 2000-01
6. Howard Strick, 11-17; 2002-2004
7. Adam Fedewa, 8-11; 2001-2002
8. Sam Bird, 7-5; 1985-1987
9. Coach Fliehler, 3-1, 1958-61
10. Davidson, 0-10-1, 1961-62

Most Dual Wins (SEASON)

- | | | |
|---------------|----|---------|
| 1. Pat Weber | 28 | 2009-10 |
| 2. Jim Mooney | 27 | 1998-99 |
| 3. Pat Weber | 24 | 2007-08 |
| 4. Pat Weber | 20 | 2008-09 |
| 5. Jim Mooney | 18 | 1999-00 |

Win Percentage (SEASON)

- | | | | |
|----------------|--------|---------|-------|
| 1. Jim Mooney | 27-0 | 1998-99 | 1.000 |
| 2. Jim Mooney | 15-0 | 1968-69 | 1.000 |
| 3. Jim Mooney | 13-0 | 1979-80 | 1.000 |
| 4. Jim Mooney | 13-0 | 1978-79 | 1.000 |
| 5. Jim Mooney | 11-0 | 1981-82 | 1.000 |
| 6. Hoke | 11-1-1 | 1956-57 | 0.917 |
| 7. Jim Mooney | 11-1 | 1982-83 | 0.917 |
| 8. Jim Mooney | 14-2 | 1991-92 | 0.875 |
| 9. Joe Curtin | 12-2 | 1970-71 | 0.857 |
| 10. Jim Mooney | 10-3 | 1983-84 | 0.833 |



HORNETS

Largest Margin of Victory

| | <u>Margin</u> | <u>Score</u> | <u>Opponent</u> | <u>Season</u> |
|-----|---------------|-------------------|----------------------|---------------|
| 1. | 84 | 84-0 ⁹ | v. Dansville | 1999-00 |
| 2. | 80 | 80-0 | v. Linden | 2011-12 |
| 3. | 75 | 78-3 | v. Hemlock | 1998-99 |
| 4. | 72 | 78-6 | v. Ann Arbor Skyline | 2009-10 |
| 5. | 72 | 78-6 | v. Haslett | 2011-12 |
| 6. | 68 | 74-6 | v. Perry | 2000-01 |
| 7. | 68 | 73-5 | v. Perry | 2009-10 |
| 8. | 67 | 70-3 | v. Perry | 1998-99 |
| 9. | 67 | 70-7 | v. DeWitt | 1999-00 |
| 10. | 67 | 73-6 | v. Perry | 2009-10 |
| 11. | 66 | 72-6 | v. Perry | 1990-91 |
| 12. | 66 | 72-6 | v. Lake Orion | 1998-99 |
| 13. | 62 | 69-7 | v. Stockbridge | 1998-99 |
| 14. | 61 | 72-11 | v. Fowlerville | 1998-99 |
| 15. | 61 | 70-9 | v. Stockbridge | 1998-99 |
| 16. | 61 | 64-3 | v. Portland | 1979-80 |
| 17. | 61 | 64-3 | v. Perry | 1981-82 |
| 18. | 60 | 66-6 | v. Pinconning | 2010-11 |
| 19. | 60 | 66-6 | v. Bad Axe | 2006-07 |
| 20. | 60 | 72-12 | v. Flint Central | 2007-08 |

Seasons Coached

1. Jim Mooney 37
2. Pat Weber 6
3. Four others w/ 2

Hornet Alumni as Coaches (BOLD indicates current position)

John Schwartz, Texas A&M University
Ron Gaffner, Muskegon Community College
Tom Minkel, Central Michigan University, **Michigan State University**
Mark Brunger, Muskegon Orchard View; **Muskegon Community College**
Mike Farrier, **Dansville**
Troy Zimmerlee, **Mattawan**, Kalamazoo Central, Lawrence
Nick Simmons, **Oregon State**

Coaching Awards

Jim Mooney

1983 Class C Regional Coach of the Year
1999 Lansing State Journal **Dream Team** Coach of the Year
2000 Lansing State Journal **Division III** Coach of the Year

Michigan Wrestling Association Regional Assistant Coach of the Year

2007 - Matt Lamb

⁹ This margin ties the national & state records for highest possible win margin.



Hall of Fame

Michigan Wrestling Association

1995- Mark McClenathan

Mark has dedicated his life to education and to the youth nation wide through his officiating of wrestling. He was an official for thirty years and during this time had the honor of working fifteen State Tournaments. Mark was selected Michigan High School Official of the Year in 1979. During his career of officiating he has had the honor of working twenty National Tournaments. National Catholic-NJCAA-NAIA-NCAA Division I, II, and III. Mark was inducted in the NJCAA Hall of Fame in 1996. Mark is only one of two officials that has been selected to work a National Tournament at every level. He also had the honor of working one of the great dual meets in history- Oklahoma vs. Oklahoma State. Mark was the founder of the West Michigan Wrestling Association where young officials were motivated and trained. The Michigan Wrestling Association wishes to thank Mark for his dedication to Michigan High School Wrestling.

2002- Ron Gaffner

Mr. Gaffner is a graduate of Williamston High School and attended Michigan State University before transferring to Central Michigan University, graduating in 1967.

In the fall of 1967, Ron began his coaching career at Union City High School where he capped a five year career with two regional championships runner-up (1972) and selection as MHSAA "Coach of the Year" (1971).

In 1972-1973 Ron was a graduate assistant at Central Michigan University while completing his master's degree and then coached one year at Spring Lake High School before taking the position as head wrestling coach at Muskegon Community College in 1974.

During his tenure as head coach, the Muskegon Community College "Jayhawks" were consistently ranked in the top ten nationally in the National Junior College Athletic Association. He has a twenty three year record at MCC of 304-73-3 against two and four-year college competition, which tanks him in the top four nationally among NJCAA coaches. Coach Gaffner had an overall coaching record of 364-103-3. As head coach at MCC, Ron won six consecutive Michigan Community College State Championships (1974-1980), thirteen NJCAA Region XII Championships and his teams have had ten MJCAA top ten finishes and two undefeated seasons.

Ron has coached seven MJCAA individual National Champions, thirteen NJCAA finalists, sixty NJCAA All-Americans, eighty-nine NJCAA Region XII Champions, twenty-eight MCCA State Champions, ninety NWCA Academic All-Americans and ten Junior Pan American team members. These team members won five gold and four silver medals.

Coach Gaffner was also very active with the National Junior College



HORNETS

Coaches Association. He served four years as president, five years as vice-president and was secretary-treasurer for one year. He was chairman of the NJCAA National Team Rankings Committee (12 years), chairman of the NJCAA Hall of Fame Selection Committee (8 years) and a member of the NCAA Hall of Fame Committee (5 years). He also served as coach of the Junior Pan American Team to Ecuador (1977) and was Chief of Mission for the team to Mexico (1979).

In 1980 Ron was selected "Coach of the Year" by the National Junior College Coaches. He was inducted into the NJCAA Wrestling Hall of Fame in 1981 and was voted wrestling "Man of the Year" by the National Coaches Association in 1986. In 2009, The National Wrestling Hall of Fame inducted Gaffner with the Lifetime Service to Wrestling Award in the Michigan Chapter.

Two things coach Garffner is most proud of during his coaching career at Muskegon Community College is the selection of seven of his former wrestlers as MCC "Student Athlete of the Year" and three of his former National Champions (Russ Swanson, Tim Smelser and Jeff Steele) being selected to the National Junior College Wrestling Hall of Fame.

The sport of wrestling has been very good to coach Garffner and he would like to take this opportunity to thank the Michigan Wrestling Association Hall of Fame for this very special honor.

2003- Jim Mooney

In 1962 I started teaching and coaching at Williamston Community Schools, retiring in the spring of 2000. I wrestled in high school for Coach Ed Weede and with fellow Niles high school student, Shorty Jones (both inductees into the Hall of Fame). I wrestled at CMU and roomed with both Shorty and Don Mosley (who is being inducted into the hall of fame with me tonight). I coached wrestling at Williamston for 30 years. I was Athletic Director at Williamston high school for 15 years as well as coaching football, baseball and golf but my love is wrestling.

I've had the privilege of working with many fine young men and women in the sport of wrestling. It is an honor to be selected as an inductee into the Michigan Wrestling Association Hall of Fame but without the support of great assistant coaches, wrestlers, parents and friends of our wrestling program as well as a strong Booster's Club, I would not be here tonight. They are what helped make out program a success --- they are Williamston Wrestling.

I've had the privilege of coaching 19 state champions, over 46 state qualifiers, one Olympic wrestler in MSU's Coach Tome Minkle and one wrestler training for the Olympics in Athens in 2004-- Nick Simmons. We've been ICL Champs - nine times; District and Regional Champs - six times, 1999 State Champions; 1967 State Runners-up; Regional Coach of the Year- six times; Class C/Division III Coach of the Year- three times; Lansing State Journal Coach of the Year twice. Our record stands at 305 wins, 125 losses and 3 ties.

My wife Barb and I have three children and six grandchildren ranging in ages from two to sixteen (Hannah, Tucker, Raymon, Raychel, Sara, and Cory). Thank you for honoring the Williamston Wrestling Program.



HORNETS

National Wrestling Hall of Fame- Michigan Chapter

Lifetime Service to Wrestling Award

2008- Jim Mooney
2009- Ron Gaffner

Greater Lansing Hall of Fame

1993- Tom Minkel
2009- Jim Mooney

Thu Jan 19, 2012 12:00 AM

High school wrestling: 50th Mooney Classic set for Saturday

Williamston meet features talented teams

Ryan Bort rbort@lsj.com

Williamston will host the 50th annual Jim Mooney Classic wrestling meet on Saturday.



Four-time Mooney champ Andy Simmons (above) compiled a 219-0 record, and his brother Nick went 211-0 as Williamston High School wrestlers. Both went on to compete at MSU.

The Mooney Classic is a prestigious tournament that draws in top wrestlers and teams from throughout the state every year.

Jim Mooney, the 2009 Greater Lansing Hall of Famer for whom the tournament was named, coached the Williamston wrestling team for 32 years and had a 305-125-3 record. During those years, Mooney's teams won nine state titles and he had 19 wrestlers win a combined 25 individual state championships.

Four of the 11 schools participating in the meet are ranked among the top 10 in the state - including area powers Mason (eighth in Division 2) and St. Johns (first in Division 1 and third nationally).

Pat Weber, who is in his sixth season coaching the Hornets, has seen the level of talent the tournament brings in over the years, as he also wrestled for Williamston from 1995-98 and took fifth place in his senior year at the Mooney Classic.



"I think we've got a loaded group coming in with the amount of quality teams and quality individuals," he said. "Last year, we had close to 80 state qualifiers and 11 state champions, so I expect that same level this year. The kids will be really challenged throughout the day."

The task of winning the Mooney Classic is so difficult that only five wrestlers have won all four years of high school in the tournament's 50-year history. Three of those five were from Williamston's Simmons family: Nick, Andy and Bradley. The other two were Flat Rock's Casey Steffen and New Boston Huron's Andrew Novak.

Nick Simmons was the first to earn a Mooney title four times when he won at 119 pounds in 2001.

Nick went on to become a four-time All-American at Michigan State and won three Big Ten championships - two at 125 pounds and one at 133 pounds. He is currently the director of operations for the Oregon State wrestling team and is ranked fifth in the world at 55 kilograms (121 pounds).

"It's a good tournament, and you get a lot of great competition from all over the state," Nick said. "(The tournament) was really important. There were a lot of big-name guys and big-name teams there, so it was really good to have."

This year's 'big-name guys' come primarily from St. Johns, a group Nick Simmons is familiar with despite living in Oregon.

"I do clinics for those kids when I'm home," Nick Simmons said of the St. Johns team. "They're all good kids, and they work hard to be good wrestlers. Those kids know how to wrestle and want to win."

Weber said that bringing in area powers like St. Johns and good teams from across the state like Southgate Anderson was the goal of Mooney and continues to be the goal at the Mooney Classic.

"In order to be the best, you have to wrestle the best. So he started inviting the top teams in the state here," Weber said.

"We've only won twice in 50 years, because we aren't interested in winning the team title but in getting kids prepared for the state tournament.

"It's that Tom Izzo approach of challenging yourself early on so you know what you need to improve on."

According to Andy Simmons, who wrestled for Mooney before becoming a Big 10 champion and two-time All-American at MSU at 141 pounds, the talent level also is a tribute to Jim Mooney.

"I think it's great that this tournament is in his honor," he said. "Anytime you have a person that has that kind of longevity, it speaks to the character he had and the character he tried to instill into his wrestlers - not only in wrestling but also in building young men."



HORNETS

Collegiate Wrestlers

Tom Minkel, Central Michigan University

- 3x All-American (Division II x2, Division I x1)
- Interstate Intercollegiate Athletic Conference Champion 1969, 1970
- IIAC Most Outstanding Wrestler 1970
- CMU Hall of Fame 1985

Bob McManaman, Western Michigan University

Scott Simmons, Michigan State University

Tom Mahaney, Alma College

Mike Farrier, Olivet College

Mark Brunger, Muskegon Community College

- 1992-93 Academic All-American

Mike Kowatch, Michigan State University

Nick Simmons, Michigan State University

- 2003, 2005, 2006, 2007 NCAA All-American
- 2005, 2006, 2007 Big Ten Champion
- MSU Career Leader in FALLS (48)
- 138 Career Wins (2nd All-Time)

Andy Simmons, Michigan State University

- 2005, 2006 NCAA All-American
- 2006 Big Ten Champion
- 117 Career Wins (7th All-Time MSU)


Jeremy Bloom, Michigan State University

Devin Young, Olivet College

Aaron Risch, Eastern Michigan University, 2010-present

Justin Johnson, Muskegon Community College 2010-present

Paul Sawaya, Olivet College, 2011-present



Freestyle/Greco Roman Competition

ASICS/Vaughan Junior & Cadet National Championships

| | |
|-------------|--|
| 1997 | Nick Simmons - Freestyle Champion |
| 1998 | Nick Simmons - Freestyle Champion Andy Simmons - All-American |
| 1999 | Nick Simmons - Freestyle Champion Andy Simmons - All-American |
| 2000 | Nick Simmons - Freestyle Runner-Up Andy Simmons - All-American |
| 2001 | Jeremy Bloom Andy Simmons - Greco & Freestyle All American Devin Young |
| 2002 | Jeremy Bloom Devin Young |
| 2003 | Jeremy Bloom Devin Young |
| 2004 | Bradley Simmons |
| 2005 | Bradley Simmons |
| 2006 | Glen Sible |



HORNETS

International Events

Pan American Games [FREESTYLE]

2004 Nick Simmons, 55kg, gold medal

World Championships

2011 Nick Simmons, 55k, 5th place

Olympic Teams

1980 - Tom Minkel 149.5# [GRECO-ROMAN]
*the United States boycotted the Olympic games held in Moscow, USSR

1992 - Tom Minkel [HEAD COACH - GRECO ROMAN]

2008 - Nick Simmons, 55kg, alternate [FREESTYLE]

2012 - Nick Simmons, 55kg, alternate [FREESTYLE]



National Events

US Open

US National Champion

1972 - Tom Minkel [GRECO ROMAN]

1979 - Tom Minkel [GRECO ROMAN]

1981 - Tom Minkel [GRECO ROMAN]

2009 - Nick Simmons [FREESTYLE]


World Team Trials Champion

2011 - Nick Simmons, 55k [FREESTYLE]

Olympic Team Trials

2012 - Nick Simmons, 55k [FREESTYLE] 2ND

2008 - Nick Simmons, 55k [FREESTYLE] 3RD




Nick Simmons defeated Sam Hazwinkel at the 2011 World Team Trials





Nick Simmons hits a spladle in the 2011 World Championships



Nick Simmons defeated 2008 Olympic Champion Henry Cejudo at the 2012 Olympic Team Trials in a Semi-Final match,



Yearly Results

| <u>Season</u> | <u>Wins</u> | <u>Losses</u> | <u>Ties</u> | <u>Win %</u> | <u>Team Points</u> | | <u>Coach</u> |
|---------------|-------------|---------------|-------------|--------------|--------------------|-----|--------------|
| 1955-1956 | 7 | 2 | | 0.778 | 276 | 173 | Hoke |
| 1956-1957 | 11 | 1 | 1 | 0.917 | 475 | 207 | Hoke |
| 1958-1959 | | | | | | | Fliehler |
| 1959-1960 | | | | | | | Fliehler |
| 1960-1961 | 3 | 1 | | 0.750 | | | Fliehler |
| 1961-1962 | 0 | 10 | 1 | 0.000 | | | Davidson |
| 1962-1963 | 1 | 9 | | 0.100 | | | Mooney |
| 1963-1964 | 3 | 8 | | 0.273 | | | Mooney |
| 1964-1965 | 5 | 7 | | 0.417 | | | Mooney |
| 1965-1966 | 11 | 3 | | 0.786 | | | Mooney |
| 1966-1967 | 10 | 3 | | 0.769 | | | Mooney |
| 1967-1968 | 5 | 7 | | 0.417 | | | Mooney |
| 1968-1969 | 15 | 0 | | 1.000 | | | Mooney |
| 1969-1970 | | | | | | | Curtin |
| 1970-1971 | 12 | 2 | | 0.857 | | | Curtin |
| 1971-1972 | 5 | 9 | 1 | 0.357 | | | Mooney |
| 1972-1973 | 7 | 6 | | 0.538 | | | Mooney |
| 1973-1974 | 10 | 3 | | 0.769 | | | Mooney |
| 1974-1975 | 8 | 7 | | 0.533 | | | Mooney |
| 1975-1976 | 6 | 2 | | 0.750 | | | Mooney |
| 1976-1977 | 4 | 7 | 1 | 0.364 | | | Mooney |
| 1977-1978 | 5 | 5 | 1 | 0.500 | | | Mooney |
| 1978-1979 | 13 | 0 | | 1.000 | | | Mooney |
| 1979-1980 | 13 | 0 | | 1.000 | | | Mooney |
| 1980-1981 | 7 | 2 | | 0.778 | | | Mooney |
| 1981-1982 | 11 | 0 | | 1.000 | | | Mooney |
| 1982-1983 | 11 | 1 | | 0.917 | | | Mooney |
| 1983-1984 | 10 | 2 | | 0.833 | | | Mooney |
| 1984-1985 | 6 | 3 | | 0.667 | | | Mooney |
| 1985-1986 | 7 | 5 | | 0.583 | | | Bird |
| 1986-1987 | | | | | | | Bird |
| 1987-1988 | 0 | 12 | | 0.000 | | | Mooney |
| 1988-1989 | 7 | 9 | | 0.438 | | | Mooney |
| 1989-1990 | 4 | 11 | | 0.267 | | | Mooney |
| 1990-1991 | 10 | 7 | | 0.588 | | | Mooney |
| 1991-1992 | 14 | 2 | | 0.875 | | | Mooney |
| 1992-1993 | 12 | 4 | | 0.750 | | | Mooney |
| 1993-1994 | 6 | 4 | | 0.600 | | | Mooney |
| 1994-1995 | 5 | 4 | | 0.556 | | | Mooney |
| 1995-1996 | 6 | 7 | | 0.462 | | | Mooney |
| 1996-1997 | 4 | 6 | | 0.400 | | | Mooney |
| 1997-1998 | 11 | 5 | | 0.688 | | | Mooney |
| 1998-1999 | 27 | 0 | | 1.000 | | | Mooney |



HORNETS

| | | | | | | |
|-------------------|-----|-----|---------|--------|------|--------|
| 1999-2000 | 18 | 3 | 0.857 | | | Mooney |
| 2000-2001 | 13 | 12 | 0.520 | | | Tibai |
| 2001-2002 | 8 | 12 | 0.400 | | | Fedewa |
| 2002-2003 | 6 | 10 | 0.375 | | | Strick |
| 2003-2004 | 5 | 5 | 2 0.500 | | | Strick |
| 2004-2005 | 3 | 16 | 0.158 | | | Mooney |
| 2005-2006 | 5 | 8 | 0.385 | | | Mooney |
| 2006-2007 | 4 | 16 | 0.200 | | | Weber |
| 2007-2008 | 24 | 14 | 0.632 | | | Weber |
| 2008-2009 | 20 | 22 | 0.476 | | | Weber |
| 2009-2010 | 28 | 14 | 0.667 | | | Weber |
| 2010-2011 | 15 | 28 | 0.357 | | | Weber |
| 2011-2012 | 16 | 13 | 0.552 | 1769.5 | 1040 | Weber |
| 2012-2013 | | | | | | |
| 56 seasons | 476 | 348 | 7 0.578 | | | |

WRESTLING STREAKS

Winning Streak:

29 (January 1978 to December 1980)

Undefeated Streak:

29 (January 1978 to December 1980)

Losing Streak:

10 (9th meet of December 2006 to 19th meet of 2007)

Home Winning Streak:

Home Undefeated Streak:

Home Losing Streak:

Road Winning Streak:

| Record by Decade | |
|------------------|---------|
| 1955-1959 | 18-3-1 |
| 1960-1969 | 53-48-1 |
| 1970-1979 | 69-42-3 |
| 1980-1989 | 63-45 |
| 1990-1999 | 95-39 |
| 2000-2009 | 106-118 |
| 2010- | 59-53 |



Dual Meet Results

1955-56

Williamston 35 East Lansing 11
Williamston 34 St. Thomas 16
Williamston 33 Charlotte 13
Williamston 26 Sexton Reserves 22
Williamston 28 Jackson Reserves 23
Williamston 41 Michigan School for the Blind 12
Williamston 30 St. Thomas 18
Everett 31 Williamston 23
Sexton Reserves 27 Williamston 17

1956-57

Williamston 39 Boys Vocational School 13
Williamston 45 St. Johns 13
Williamston 33 Sexton Reserves 20
Williamston 39 Farmington 3
Williamston 38 East Grand Rapids 16
Williamston 31 Charlotte 11
Williamston 42 St. Johns 8
Williamston 49 Everett 37
Williamston 45 Farmington 45
Charlotte 24 Williamston 21
Williamston 40 East Grand Rapids 15
Williamston 50 BVS 5

1960-61

Williamston 35 Corunna 13
Williamston 43 Okemos 10
Michigan School of the Blind 36
Williamston 14
Williamston 42 Boys Vocational School 10

- St. Johns
- Boys Vocational School
- Grand Ledge
- Michigan School of the Blind
- Okemos

1961-62

Corunna 44 Williamston 8
Okemos 29 Williamston 21
Haslett 26 Williamston 23
Michigan School for the Blind 43 Williamston 13
Eaton Rapids 28 Williamston 18
Williamston 26 Boys Training School 26
Haslett 33 Williamston 25
St. Johns 41 Williamston 11
Boys Training School 34 Williamston 18
Grand Ledge 47 Williamston 3
Okemos 24 Williamston 21

1962-63

Corunna 39 Williamston 10
Okemos 29 Williamston 21
Haslett 28 Williamston 14
Michigan School for the Blind 33
Williamston 16
Haslett 72 Williamston
Farmington 68 Williamston
Eaton Rapids 26 Williamston 18
Williamston 24 Boy's Training School 20
Grand Ledge 31 Williamston 18

1963-64

Williamston 28 Waverly 8
C3 orunna 37 Williamston 11
Williamston 26 Haslett 22
Okemos 32 Williamston 12

St. Johns 29 Williamston 23
Michigan School of the Blind 25 Williamston 17
Parma Western 28 Williamston 17
Eaton Rapids 23 Williamston 19
Haslett 30 Williamston 11
Michigan Boys Training School 26 Williamston 25
Williamston 32 Waverly 14

1964-65

Williamston 30 Detroit Country Day 16
Corunna 30 Williamston 16
Williamston 48 Leslie 8
Holt 22 Williamston 20
St. Johns 29 Williamston 15
Williamston 22 Michigan School of the Blind 18
Parma Western 28 Williamston 23
Waverly 24 Williamston 22

1965-66

Williamston 33 Holt 23
Williamston 36 Leslie 10
Williamston 51 Dansville 0
St. Johns 24 Williamston 18
Williamston 28 Fenton 24
Williamston 38 Howell 10
Williamston 23 St. Michael 15
Williamston 32 Parma Western 16
Williamston 37 Michigan School of the Blind 11
Haslett 26 Williamston 21
Williamston 36 Detroit Country Day 8
Williamston 35 Fowlerville 8
Waverly 25 Williamston 17
Williamston 30 Corunna 13

1966-67

Williamston 41 Holt 13
Williamston 34 Fowlerville 14
Williamston Leslie 17
Williamston 44 Dansville 10
Williamston 38 Howell 7
Flint St. Michaels 25 Williamston 19
Williamston 28 Parma Western 14
Williamston 29 Michigan School for the Blind 23
Williamston 35 Haslett 11
Williamston 44 Pinkney 10
Waverly 26 Williamston 15
O'Refferty 23 Williamston 19
Williamston 36 Corunna 15

1967-68

Lakewood 32 Williamston 18
Holt 30 Williamston 17
Williamston 40 Leslie 6
Howell 27 Williamston 21
St. Michaels 29 Williamston 15
Williamston 33 Michigan School of the Blind 11
Haslett 28 Williamston 22
Williamston 52 Pinkney 0
Waverly 22 Williamston 20
O'Rafferty 28 Williamston 16
Williamston 26 Fowlerville 22
Williamston 28 Corunna 20

1968-69

Williamston 48 Bath 8
Williamston 23 Holt 19
Williamston 35 Leslie 11
Williamston 36 Dansville 12



HORNETS

Williamston 31 Howell 19
Williamston 35 St. Michaels 11
Williamston 24 Haslett 17
Williamston 40 Stockbridge 7
Williamston 41 Pinkney 3
Williamston 28 Detroit Country Day 11
Williamston 25 Okemos 21
Williamston 30 Fowlerville 14
Williamston 40 Michigan School of the Blind 5
Williamston 34 Brighton 15
Williamston 28 Lakewood 16

1970-71

Mason 25 Williamston 18
Williamston 42 Portland 6
Eaton Rapids 25 Williamston 18
Williamston 28 Fowlerville 19
Williamston 46 Bath 10
Williamston 37 Pinkney 12
Williamston 36 Haslett 14
Williamston 27 Dansville 16
Williamston 27 Perry 17
Williamston 36 Michigan School of the Blind 15
Williamston 26 Leslie 21
Williamston 36 Detroit Country Day 10
Williamston 28 Galesburg-Augusta 20
Williamston 35 Stockbridge 13

1971-72

Mason 39 Williamston 17
Williamston 26 Fowlerville 25
Williamston 23 Leslie 20
Williamston 42 Eaton Rapids 10
Williamston 48 Bath 15
Fowlerville 39 Williamston 18
Williamston 48 Haslett 15
Pinkney 34 Williamston 12
Dansville 41 Williamston 10
Perry 37 Williamston 14
Williamston 42 Michigan School of the Blind 15
Stockbridge 26 Williamston 15
Union City 44 Williamston 6
Leslie 30 Williamston 30

1972-73

Williamston 59 Portland 4
Mason 35 Williamston 20
Stockbridge 28 Williamston 27
Williamston 32 DeWitt 20
Williamston 45 Leslie 10
Williamston 36 Bath 26
Williamston 37 Haslett 18
Fowlerville 29 Williamston 17
Pinkney 35 Williamston 14
Dansville 30 Williamston 27
Williamston 29 Detroit Country Day 23
Perry 32 Williamston 27
Williamston 57 Michigan School of the Blind 9
Lansing Catholic 30 Williamston 20

1973-74

Williamston 64 Hartland 3
Mason 36 Williamston 15
Williamston 47 DeWitt 9
Detroit 34 Williamston 30
Williamston 30 Haslett 26
Williamston 40 Leslie 12
Perry 36 Williamston 20
Williamston 40 Bath 19
Williamston 35 Fowlerville 24
Williamston 29 Stockbridge 17
Williamston 45 Pinkney 6

Williamston 39 Dansville 24
Williamston 43 Michigan School for the Blind 12

1974-75

Williamston 23 Mason 21
Fulton 51 Williamston 10
Dansville 27 Williamston 24
Haslett 37 Williamston 14
Williamston 45 Detroit Country Day 11
Williamston 33 Perry 21
Stockbridge 49 Williamston 15
Leslie 39 Williamston 10
Williamston 39 Bath 21
Williamston 43 Addison 16
Tecumseh 34 Williamston 27
Dundee 42 Williamston 21
Williamston 31 Fowlerville 23
Williamston 39 Pinkney 15
Williamston 58 Michigan School of the Blind 6

1975-76

Williamston 27 Brighton 26
Williamston 32 Perry 22
Williamston 43 Stockbridge 4
Williamston 30 Leslie 23
Bath 44 Williamston 20
Williamston 39 Fowlerville 24
Pinkney 39 Williamston 14
Williamston 35 Dansville 29

1976-77

Williamston 37 Dansville 21
Perry 37 Williamston 27
Stockbridge 48 Williamston 18
Leslie 45 Williamston 19
Williamston 40 Bath 18
Fowlerville 31 Williamston 26
Williamston 32 Pinkney 30
Howell 45 Williamston 21
Williamston 46 Ionia 24
Coldwater 42 Williamston 14
Charlotte 50 Williamston 11
Williamston 29 Leslie 29

1977-78

Dansville 29 Williamston 23
Howell 45 Williamston 21
Williamston 45 Ionia 24
Coldwater 42 Williamston 14
Charlotte 42 Williamston 11
Williamston 30 Stockbridge 26
Williamston 33 Perry 24
Hartland 39 Williamston 24
Williamston 32 Bath 22
Williamston 27 Leslie 27
Williamston 30 Pinkney 28

1978-79

Williamston 40 White Pigeon 24
Williamston 39 Constantine 33
Williamston 66 Centerville 6
Williamston 72 Michigan School of the Deaf 0
Williamston 45 Corunna 17
Williamston 42 Fowlerville 24
Williamston 37 Hartland 14
Williamston 48 Pinkney 14
Williamston 58 Dansville 9
Williamston 43 Perry 16
Williamston 35 Leslie 22
Williamston 48 Bath 19
Williamston 57 Stockbridge 9



HORNETS

1979-80

Williamston 48 Hartland 23
Williamston 35 Eaton Rapids 34
Williamston 46 Bath 18
Williamston 39 Corunna 24
Williamston 64 Portland 3
Williamston 50 Byron 17
Williamston 31 Fowlerville 12
Williamston 47 Dansville 13
Williamston 50 St. Johns 15
Williamston 39 DeWitt 27
Williamston 44 Perry 19
Williamston 42 Stockbridge 19
Williamston 36 Leslie 25

1980-81

Corunna 31 Williamston 26
Williamston 51 Byron 21
Williamston 33 Dansville 32
Williamston 37 Fowlerville 25
Williamston 44 Perry 15
Williamston 40 Perry 24
Williamston 48 Stockbridge 17
Williamston 71 Bath 3
Haslett 31 Williamston 22

1981-82

Williamston 32 Byron 10
Williamston 45 Corunna 6
Williamston 48 Portland 19
Williamston 42 Okemos 21
Williamston 42 Napoleon 24
Williamston 48 Haslett 20
Williamston 51 Dansville 13
Williamston 50 Fowlerville 9
Williamston 64 Perry 3
Williamston 61 Leslie 4
Williamston 64 Bath 9

1983-84

Corunna 50 Williamston 21
Williamston 54 Detroit Country Day 23
Okemos 38 Williamston 26
Williamston 62 Stockbridge 6
Williamston 55 Leslie 15
Williamston 51 Bath 16
Williamston 47 Haslett 15
Williamston 47 Dansville 25
Williamston 54 Fowlerville 11
Williamston 54 Perry 22
Williamston 57 Potterville 14
Williamston 51 Concord 15

1984-85

Williamston 65 Byron 18
Okemos 45 Williamston 29
Williamston 51 Leslie 21
Stockbridge 37 Williamston 31
Williamston 62 Bath 18
Haslett 48 Williamston 23
Williamston 37 Dansville 26
Williamston 45 Fowlerville 23
Williamston 49 Perry 24

1985-86

Williamston 51 Lansing Everett 21
Williamston 45 Waverly 24
Hartland 40 Williamston 23
Corunna 42 Williamston 30
Okemos 36 Williamston 34

Williamston 57 Perry 18
Leslie 37 Williamston 35
Williamston 40 Stockbridge 36
Williamston 59 Bath 17
Haslett 33 Williamston 30
Williamston 59 Dansville 12
Williamston 45 Fowlerville 24

1986-87

Perry 36 Williamston 33
Corunna 43 Williamston 26
Leslie 30 Williamston 29
Williamston 35 Stockbridge 32

1987-88

Grand Ledge 60 Williamston 9
Waverly 50 Williamston 23
Lansing Everett 40 Williamston 22
Okemos 49 Williamston 24
Corunna 58 Williamston 18
Perry 51 Williamston 13
Portland 37 Williamston 30
Leslie 52 Williamston 18
Stockbridge 46 Williamston 20
Haslett 48 Williamston 18
Fowlerville 42 Williamston 33
Lake Fenton 45 Williamston 25

1988-89

Waverly 38 Williamston 33
Williamston 48 Lansing Catholic Central 17
Okemos 38 Williamston 31
Corunna 37 Williamston 22
Williamston 33 Haslett 30
Williamston 36 Bath 30
Williamston 45 Leslie 30
DeWitt 36 Williamston 31
Williamston 49 Potterville 24
Fulton 36 Williamston 33
Stockbridge 51 Williamston 17
Williamston 46 Fowlerville 30
Portland 46 Williamston 18
Perry 48 Williamston 21
Williamston 40 Lake Fenton 33 \$
Martin 40 Williamston 28 %

1989-90

Corunna 36 Williamston 22
Okemos 60 Williamston 17
Williamston 36 Bently 30
DeWitt 49 Williamston 24
Portland 56 Williamston 17
Fowlerville 42 Williamston 24
Williamston 39 Stockbridge 30
Haslett 48 Williamston 19
Perry 54 Williamston 18
Bridgeport 48 Williamston 18
Williamston 33 Saginaw 30
Birch Run 46 Williamston 27
New Lothrop 50 Williamston 12
Williamston 48 Leslie 18
Bath 48 Williamston 18

1990-91

Corunna 45 Williamston 24
Williamston 46 Okemos 21
Williamston 66 Bentley 12
Williamston 48 Leslie 28
Williamston 51 DeWitt 19
Haslett 36 Williamston 30



HORNETS

Portland 48 Williamston 18
Fowlerville 49 Williamston 21
Williamston 49 Lansing Catholic Central 18
Williamston 51 Lansing Christian 18
Williamston 42 Stockbridge 24
John Glenn 54 Williamston 12
Williamston 54 Fruitport 24
Williamston 38 Bridgeport 24
Southfield Lathrop Roper 55 Williamston 12
Williamston 72 Perry 6
Byron 35 Williamston 25

1991-92

Williamston 49 Okemos 26
Williamston 37 Corunna 29
Williamston 44 Perry 25
Williamston 39 Grass Lake 27
Williamston 40 Leslie 24
Williamston 36 Haslett 30
Williamston 33 Portland 21
Williamston 38 Fowlerville 35
Addison 46 Williamston 12
Williamston 34 Hillsdale 28
Williamston 40 Blissfield 30
Williamston 48 Stockbridge 27
Williamston 47 DeWitt 18
Williamston 35 Byron 27
Williamston 43 Clinton 15
Michigan Center 39 Williamston 35

1992-93

Corunna 36 Williamston 28
Williamston 41 Burton Bently 18
Williamston 44 Stockbridge 19
Williamston 42 Okemos 20
Williamston 34 Perry 28
Williamston 41 DeWitt 22
Williamston 42 Haslett 26
Williamston 36 Portland 30
Addison 46 Williamston 19
Williamston 52 Blissfield 18
Williamston 55 Pitsford 12
Williamston 43 Onsted 20
Fowlerville 42 Williamston 21
Williamston 46 Leslie 20

1993-94

Williamston 48 Bently 24
Corunna 48 Williamston 20
Fowlerville 36 Williamston 31
Williamston 49 Stockbridge 24
Williamston 39 DeWitt 28
Haslett 40 Williamston 29
Williamston 42 Portland 27
Williamston 45 Perry 14
Williamston 46 Portland 21 *
Byron 36 Williamston 24 \$

1994-95

Williamston 33 Okemos 30
Corunna 38 Williamston 29
Williamston 34 Portland 33
Fowlerville 47 Williamston 19
Williamston 53 Stockbridge 18
Williamston 54 Perry 9
Williamston 35 DeWitt 33
Haslett 42 Williamston 21
Byron 46 Williamston 24 \$

1995-96

Williamston 72 Ithaca 12

Dansville 42 Williamston 38
Flint Beecher 39 Williamston 29
Williamston 39 Okemos 33
Fowlerville 53 Williamston 24
Montrose 45 Williamston 36
Williamston 57 Stockbridge 24
Portland 44 Williamston 14
Williamston 45 Perry 30
Haslett 45 Williamston 24
Williamston 39 DeWitt 33
Williamston 45 Perry 30 *
DeWitt 49 Williamston 27 \$

1996-97

Corunna 59 Williamston 15
Williamston 62 Corunna "B" 18
DeWitt 51 Williamston 27
Haslett 51 Haslett 27
Williamston 51 Stockbridge 21
Portland 54 Williamston 15
Williamston 58 Perry 21
Fowlerville 62 Williamston 9
Williamston 42 Perry 40 *
DeWitt 41 Williamston 28 \$

1997-98

Williamston 36 Mason 32
Williamston 42 Dansville 30
Corunna 47 Williamston 21
Williamston 57 Hemlock 24
Williamston 72 Bellevue 12
Williamston 48 Morenci 30
Williamston 52 Vandercook Lake 24
Williamston 62 Erie Mason 18
Williamston 46 Homer 36
DeWitt 40 Williamston 28
Williamston 39 Haslett 28
Portland 35 Williamston 32
Fowlerville 42 Williamston 27
Williamston 51 Stockbridge 27
Williamston 67 Perry 12 *
Fowlerville 35 Williamston 31 \$

1998-99

Williamston 51 #4 (D3) CORUNNA 20
Williamston 78 Hemlock 3
Williamston 63 Oxford 15
Williamston 45 Holly 28
Williamston 65 Canton 15
Williamston 68 NOVI 9
Williamston 72 Lake Orion 6
Williamston 70 Perry 3
Williamston 52 DeWitt 17
Williamston 57 Haslett 12
Williamston 49 PORTLAND 22
#1 Williamston 72 Fowlerville 11
#1 Williamston 70 Stockbridge 9
#1 WILLIAMSTON 69 Stockbridge 7 *
#1 WILLIAMSTON 60 Fowlerville 20 \$
#1 Williamston 34 BROOKLYN COLUMBIA CENTRAL 30 %
#1 Williamston 38 Quincy 22 &
#1 Williamston 33 #9 Whitehall 25 #
#1 Williamston 37 #3 Dowagiac 32 @
#1 Williamston 31 #2 Goodrich 22 !

1999-2000

Williamston 42, Bay City Western 30
Williamston 33, Oxford 32
Williamston 49, Detroit Catholic Central 30
Grand Rapids Forest Hills Central 44
Williamston 29



HORNETS

Williamston 39, Grandville 30
Williamston 57, Leslie 19
Williamston 39, Corunna 22
Williamston 70, Flat Rock 12
Novi 32, Williamston 26
Williamston 54, Lake Orion 24
Williamston 65, Novi 'B' 12
Williamston 51, Canton 17
Williamston 59, Stockbridge 19
Williamston 84, Dansville 0
Williamston 70, DeWitt 7
Williamston 56, Haslett 18
Williamston 48, Portland 21
Williamston 59, Fowlerville 21
Williamston 64, Stockbridge 15 *
Williamston 39, Jackson Lumen Christi 29 \$
Brooklyn Columbia Central 38 Williamston 22 %

2000-01

Williamston 48, Constantine 30
Lowell 46, Williamston 27
Williamston 39, Bay City Western 33
Williamston 38, Grandville 30
Howard City Tri-County 48, Williamston 30
Williamston 46, Leslie 31
Corunna 37, Williamston 35
Oxford 36, Williamston 33
Novi 53, Williamston 16
Lake Orion 39, Williamston 33
Williamston 45, Flat Rock 31
Williamston 46, Plymouth Canton 26
Fowlerville 36, Williamston 35
Williamston 51, Stockbridge 25
Williamston 74, Perry 6
Williamston 52, Pinckney 24
Williamston 43, Greenville 34
Grand Haven 46, Williamston 30
Williamston 37, Allegan 36

- Williamston wins on criteria, most pins.

DeWitt 46, Williamston 33
Haslett 36, Williamston 31
Portland 49 Williamston 24
Williamston 45, Portland 30 \$
Williamston 41, Comstock Park 24 %
Shepherd 41, Williamston 30 &

2001-02

Hartland 59, Williamston 18
Davison 66, Williamston 12
Dundee 54, Williamston 27
Carson City Crystal 49, Williamston 23
Bay City Western 57, Williamston 18
Corunna 54, Williamston 15
Williamston 51, Bentley 24
Williamston 45, Perry 25
Williamston 51, Portland 23
Lapeer West 47, Williamston 32
DeWitt 36, Williamston 31
Williamston 54, Dansville 30
Haslett 34, Williamston 32
Williamston 45, Stockbridge 25
Williamston 50, Hillsdale 29
BCC 47, Williamston 25
Fowlerville 36, Williamston 35

- Fowlerville wins on the sixth criteria - total match points 83-78

Williamston 40, Portland 29 *
Williamston 57, Perry 22 \$
Otsego 29 Williamston 27 %

2002-03

Williamston 54, Bentley 18
Corunna 54, Williamston 24
Fowlerville 42, Williamston 30
Williamston 52, Croswell-Lexington 30
Williamston 54, Beaverton 24
Williamston 42, Bridgeport 39
Midland Dow 41, Williamston 39
Perry 38, Williamston 36
Portland 40, Williamston 20
DeWitt 38, Williamston 27
Haslett 48, Williamston 25
Carson City Crystal 45, Williamston 31
Brooklyn Columbia Central 39, Williamston 34
Williamston 59, Bath 18 *
Williamston 43, Perry 21 \$
Dundee 68, Williamston 6 %

2003-04

Yale 51 Williamston 24
Croswell-Lexington 47 Williamston 27
Williamston 39 Marysville 34
Williamston 48 Beaverton 30
Williamston 34 Bridgeport 33

- Williamston wins on the 6th criteria tiebreaker - total points scored in matches that do not end in a fall: 14-12
- Williamston wins on the 8th criteria tiebreaker - total number of takedowns: 8-5

Williamston 43 North Branch 42
Williamston 39 Croswell Lexington 30
Williamston 39 DeWitt 36
Lakewood 57 Williamston 12
Fowlerville 41 Williamston 36
Williamston Haslett
Williamston Carson City Crystal

2004-05

Corunna 70 Williamston 12
Owosso 70 Williamston 12
Hillsdale 40 Williamston 24
Parma Western 47 Williamston 28
Williamston 39 Morrice 32
Hastings 42 Williamston 31
Williamston 54 Bath 24
Carrolton 51 Williamston 30
Williamston 51 Albion 15
DeWitt 46 Williamston 18
Grand Ledge 70 Williamston 6
Mason 63 Williamston 6
Grand Haven 65 Williamston 5
Greenville 67 Williamston 6
Utica Ford 60 Williamston 12
Lakewood 63 Williamston 12
Fowlerville 62 Williamston 14
Haslett 44 Williamston 30
Perry 51 Williamston 11 *

2005-06

Williamston 54, Clare 15
Williamston 41, Breckenridge 27
Yale 51, Williamston 24
Croswell-Lexington 41, Williamston 27
Haslett 45 Williamston 30
DeWitt 46 Williamston 27
Williamston 49 Michigan Center 24
Williamston 47 Morrice 18
Lakewood 62 Williamston 12
Fowlerville 52 Williamston 18
Williamston 36 Olivet 32
Bath/Laingsburg 54 Williamston 24



HORNETS

Stockbridge 53 Williamston 22 *

2006-07

Hudson 61 Williamston 13
East Jackson 52 Williamston 28
Jonesville 45 Williamston 28
Williamston 54 Morenci 15
Napoleon 51 Williamston 30
Williamston 45 Pinconning 30
Carrolton 54 Williamston 22
Williamston 66 Bad Axe 6
Chippewa Hills 65 Williamston 3
Flushing 46 Williamston 33
DeWitt 51 Williamston 27
Haslett 43 Williamston 34
FOWLERVILLE 51 WILLIAMSTON 18
PORTLAND 40 WILLIAMSTON 30
LAKEWOOD 67 WILLIAMSTON 3
CORUNNA 66 WILLIAMSTON 4
SAGINAW HERITAGE 59 WILLIAMSTON 24
PERRY 45 WILLIAMSTON 27
WILLIAMSTON 46 WEBBERVILLE 30
STOCKBRIDGE 42 WILLIAMSTON 30 *

2007-08

WILLIAMSTON 52 HOLT JV 26
JONESVILLE 31 WILLIAMSTON 30
WILLIAMSTON 61 NAPOLEON 12
#2 (D4)HUDSON 54 WILLIAMSTON 13
WILLIAMSTON 41 MILAN 36
WILLIAMSTON 48 OVID-ELSIE 21
WILLIAMSTON 52 ITHACA 28
ST. LOUIS 36 WILLIAMSTON 34
CARROLTON 40 WILLIAMSTON 33
WILLIAMSTON 50 CHIPPEWA HILLS "B" 26
WILLIAMSTON 48 FLUSHING 30
WILLIAMSTON 51 PINCONNING 27
WILLIAMSTON 41 HILLSDALE 30
IDA 36 WILLIAMSTON 33
WILLIAMSTON 66 SAND CREEK 12
WILLIAMSTON 53 STOCKBRIDGE 24
WILLIAMSTON 54 PORTLAND 24
CHARLOTTE 45 Williamston 30
WILLIAMSTON 59 FLINT POWERS CATHOLIC 22
WILLIAMSTON 72 FLINT CENTRAL 12
WILLIAMSTON 48 BURTON BENDLE 25
WILLIAMSTON 66 CLARKSTON 12
WILLIAMSTON 66 BISHOP FOLEY 12
WILLIAMSTON 62 NAPOLEON 18
#2 (D2) EATON RAPIDS 49 WILLIAMSTON 15
#6 (D3) CORUNNA 58 WILLIAMSTON 9
WILLIAMSTON 48 HASLETT 24
WHITEHALL 55 WILLIAMSTON 18
#4 (D2) ALLEGAN 59 WILLIAMSTON 19
WILLIAMSTON 58 CENTRAL MONTCALM 18
WILLIAMSTON 36 HOLLAND 34
FREMONT 46 WILLIAMSTON 27
WILLIAMSTON 46 Perry 26
Fowlerville 44 WILLIAMSTON 27
#6 (D3) LAKEWOOD 37 WILLIAMSTON 25
WILLIAMSTON 49 STOCKBRIDGE 24 *
WILLIAMSTON 28 EAST JACKSON 27 \$
#8(D3) CORUNNA 57 WILLIAMSTON 18 %

2008-09

WILLIAMSTON 60 Central Montcalm 13
WILLIAMSTON 44 Ithaca 30
WILLIAMSTON 42 HOLT JV 36
JONESVILLE 43 WILLIAMSTON 26
WILLIAMSTON 59 NAPOLEON 25
WILLIAMSTON 40 MILAN 31

#2 (D4) HUDSON 55 WILLIAMSTON 16 +
WILLIAMSTON 43 CHARLOTTE 34
#10 (D2) LINDEN 41 WILLIAMSTON 30
WILLIAMSTON 42 ST. LOUIS 33
#6 (D3) CHIPPEWA HILLS 49 WILLIAMSTON 21
WILLIAMSTON 52 FLUSHING 18
PINCONNING 40 WILLIAMSTON 39

- Pinconning Wins based on criteria 6
(Most first match points 12-8)
WILLIAMSTON 51 STOCKBRIDGE 28
#3 (D4) DANSVILLE 48 WILLIAMSTON 15 +
WILLIAMSTON 66 EAST LANSING 13
WILLIAMSTON 58 OKEMOS 24
WILLIAMSTON 42 LANSING EASTERN 29
#6 (D2) ST. JOHNS 57 WILLIAMSTON 18
WILLIAMSTON 40 DEWITT 36
PORTLAND 41 WILLIAMSTON 32
WILLIAMSTON 46 CHARLOTTE 30
PINCONNING 42 WILLIAMSTON 37
WILLIAMSTON 57 FLINT CENTRAL 26
WILLIAMSTON 54 FLINT POWERS CATHOLIC 11
BURTON BENDLE 49 Williamston 21
ELKTON-PIGEON-BAYPORT 42 WILLIAMSTON 39
Eaton Rapids 60 Williamston 12
Williamston 43 IONIA 30
Haslett 40 WILLIAMSTON 33
Corunna 57 WILLIAMSTON 15
Williamston 54 Perry 24
#4 (D2) FOWLERVILLE 51 Williamston 26
WILLIAMSTON 51 CENTRAL MONTCALM 21
HOLLAND 45 WILLIAMSTON 33
WHITEHALL 50 WILLIAMSTON 13
#2 (D3) ALLEGAN 69 WILLIAMSTON 4
FRUITPORT 45 WILLIAMSTON 29
#10 (D3) LAKEWOOD 51 WILLIAMSTON 13
DEWITT 48 WILLIAMSTON 30
WILLIAMSTON 60 Perry 18 *
#9 (D3) Durand 60 WILLIAMSTON 16 \$

2009-10

WILLIAMSTON 78 ANN ARBOR-SKYLINE 6
WILLIAMSTON 55 SPRINGPORT 15
WILLIAMSTON 63 HOLT JV 15
WILLIAMSTON 49 JONESVILLE 27
WILLIAMSTON 48 NAPOLEON 31
WILLIAMSTON 45 MILAN 33
#1 (D4) HUDSON 38 WILLIAMSTON 35 +
WILLIAMSTON 69 WEBBERVILLE 15
WILLIAMSTON 42 #9 (D4) DANSVILLE 40
WILLIAMSTON 55 CHIPPEWA HILLS "B" 24
WILLIAMSTON 65 FRANKENMUTH 9
WILLIAMSTON 64 FLUSHING 18
WILLIAMSTON 43 #8 (D4) NEW LOTHROP 21
#6 (D3) CHIPPEWA HILLS 45 WILLIAMSTON 29
#6 (D2) CORUNNA 43 WILLIAMSTON 28
WILLIAMSTON 63 FOWLERVILLE 15
WILLIAMSTON 51 JACKSON 21
WILLIAMSTON 48 #6 (D4) ITHACA 28
WILLIAMSTON 37 DEWITT 36
WILLIAMSTON 51 PORTLAND 19
PORTLAND 36 WILLIAMSTON 35

- PORTLAND WINS ON TIE BREAK SIXTH CRITERIA
(F); MOST TECH FALLS
WILLIAMSTON 39 HASLETT 30
WILLIAMSTON 42 BENDLE 31
WILLIAMSTON 48 FLINT POWERS CATHOLIC 4
WILLIAMSTON 54 PINCONNING 29
WILLIAMSTON 69 MAYVILLE 12
WILLIAMSTON WINS BY FORFEIT HASLETT
WILLIAMSTON 73 PERRY 5
WILLIAMSTON 37 EATON RAPIDS 36



HORNETS

#8 (D3) LAKEWOOD 49 WILLIAMSTON 15
DEWITT 53 WILLIAMSTON 27
HASTINGS 48 WILLIAMSTON 28
Williamston 53 IONIA 21
FRUITPORT 45 WILLIAMSTON 28
HOLLAND 40 WILLIAMSTON 37
#7 (D3) WHITEHALL 56 WILLIAMSTON 13
#1 (D2) ALLEGAN 68 WILLIAMSTON 10
Williamston 51 Petoskey 30
CHELSEA 63 Williamston18
DEXTER 55 WILLIAMSTON 22
WILLIAMSTON 73 PERRY 6 *
PORTLAND 39 WILLIAMSTON 33 \$

2010-2011

#4 (D4)DANSVILLE 48 Williamston 31
Springport 64 Williamston 10
Holt "B" 49 WILLIAMSTON 24
Jonesville 46 WILLIAMSTON 33
Napoleon 54 Williamston 15
MILAN 46 Williamston 28
East Jackson 54 Williamston 15
WILLIAMSTON 55 Stockbridge 21
#4 (D4) Dansville 49 WILLIAMSTON 24
THREE RIVERS 54 Williamston 30
Portage Northern 66 Williamston 18
Mendon 55 Williamston 24
Williamston 42 Coldwater 33
Coloma 54 Williamston 27
WILLIAMSTON 57 Laingsburg 12
#7 (D3) Saginaw Swan Valley 53 WILLIAMSTON 27
Caledonia 52 Williamston 24
Waverly 60 Williamston 22
East Lansing 43 Williamston 33
Williamston 48 Webberville 33
Williamston 54 Leslie 30
PORTLAND 60 Williamston 22
Williamston 66 Pinconning 6
Williamston 42 Davison "B" 38
Williamston 60 Flint Northwestern 21
Williamston 42 Haslett 36
Mayville 54 Williamston 30
Lakewood 69 WILLIAMSTON 9
Williamston 39 PERRY 25
Trenton 67 Williamston 9
Michigan Center 45 Williamston 30
Jackson Lumen Christi 55 Williamston 24
Williamston 59 Ann Arbor Skyline 12
Williamston 48 Stockbridge 24
Corunna 46 WILLIAMSTON 18
Fowlerville 58 WILLIAMSTON 16
Romulus 49 Williamston 27
Jackson Lumen Christi 47 Williamston 30
Brooklyn Columbia Central 35 Williamston 33
Williamston 46 STOCKBRIDGE 28
Williamston 58 Dexter "B" 16
Williamston 54 Stockbridge 30 *
Williamston 39 Portland 39 \$^

- Portland wins on the 8th criteria (H)
Most first points scored in the first period 8-4

2011-12

Owosso 45 WILLIAMSTON 28
Dewitt 46 WILLIAMSTON 36

Williamston 60 Delton-Kellogg 22
Niles-Brandywine 47 Williamston 33
Coloma 44 Williamston 30
Williamston 48 Three Rivers 33
VICKSBURG 42 Williamston 33
Williamston 60 Stockbridge 24
Williamston 42 #7 (D4) DANSVILLE 33
Portland 36 WILLIAMSTON 34
Williamston 80 Linden "B" 0
Williamston 78 Haslett 6
Williamston 43 BENDLE 35
Williamston 55 Mayville 21
Davison "B" 46 Williamston 34 +
WILLIAMSTON 57 Perry 15
Napoleon 42 WILLIAMSTON 36
Williamston 57 Three Rivers 24
JACKSON PARMA WESTERN 43 Williamston 36
LAKEWOOD 40 Williamston 30
CORUNNA 43 Williamston 31
Williamston 59 OKEMOS 12
Mason 45 Williamston 28
Williamston 55 Wyoming Godwin Heights 24
Williamston 72 Saginaw Arthur Hill 12
Williamston 66 Birmingham Groves 12
WILLIAMSTON 40 Charlotte 36
WILLIAMSTON 43 Jackson Northwest 28
LESLIE 38 Williamston 36 \$

2012-13

Battle of M-52
Vicksburg Duals
2nd Annual ICL Holiday Throwback
@ Portland
Goodrich Tournament of Champions
Allendale Invite
Stockbridge
Lakewood
51st Mooney Wrestling Classic
Corunna
Jackson Northwest
Okemos Duals
Jackson Lumen Christi
Leslie
CAAC White @ Corunna
Team District
Individual District
Team Regional
Individual Regional
Team State
Individual State

KEY:

^ Match decided on tie break criteria
+ Tournament Championship
* Team District Semi Final
\$ Team District Final
% Team Regional Semi-Final
& Team Regional Final
Team Quarterfinal
@ Team Semi-Final
! Team State Final

HOME TEAM IN CAPS



All – Time Series Records

Addison

43-16 W 74-75
46-12 L 91-92
46-19 L 92-93

Albion

51-15 W 04-05

Allegan 1-3

37-36 W 00-01 ^
59-19 L 07-08
69- 4 L 08-09
68-10 L 09-10

Ann Arbor Skyline

78- 6 W 09-10
59-12 W 10-11

Bad Axe

66- 6 W 06-07

Bath

48- 8 W 68-69
46-10 W 70-71
48-15 W 71-72
36-26 W 72-73
40-19 W 73-74
39-21 W 74-75
44-20 L 75-76
40-18 W 76-77
32-22 W 77-78
48-19 W 78-79
46-18 W 79-80
71- 3 W 80-81
64- 9 W 81-82
51-16 W 83-84
62-18 W 84-85
59-17 W 85-86
36-30 W 88-89
48-18 L 89-90

Bath-Laingsburg

59-18 W 02-03 *
54-24 W 04-05
54-24 L 05-06

Bay City John Glenn

54-12 L 90-91

Bay City Western

42-30 W 99-00
39-33 W 00-01
57-18 L 01-02

Beaverton

54-24 W 02-03
48-30 W 03-04

Bellevue

72-12 W 97-98

Birch Run

46-27 L 89-90

Bishop Foley

66-12 W 07-08

Birmingham Groves

66-12 W 11-12

Blissfield

52-18 W 91-92
52-18 W 92-93

Bridgeport

48-18 L 89-90
38-24 L 90-91
42-39 W 02-03
34-33 W 03-04 ^

Brighton 2-0

34-15 W 68-69
27-26 W 75-76

Brooklyn Columbia

Central 1-3
34-30 W 98-99 %
38-22 L 99-00
47-25 L 01-02
39-34 L 02-03
35-33 L 10-11

Burton Bendle

48-25 W 07-08
49-21 L 08-09
42-31 W 09-10
42-35 W 11-12

Burton Bentley

36-30 W 89-90
66-12 W 90-91
41-18 W 92-93
48-24 W 93-94
51-24 L 01-02
54-18 W 02-03

Byron

50-17 W 79-80
51-21 W 80-81
32-10 W 81-82
65-18 W 84-85
35-25 L 90-91
35-27 W 91-92
36-24 L 93-94
46-24 L 94-95

CAAC Division III

CAAC White Meet

| PLC | PTS | YEAR |
|-----------------|-------|------|
| 3 rd | 140 | 2009 |
| 4 th | 107 | 2010 |
| 4 th | 96 | 2011 |
| 4 th | 130.5 | 2012 |

Caledonia

52-24 L 10-11

Carrolton

51-30 L 04-05
54-22 L 06-07
40-33 L 07-08

Carson City Crystal

49-23 L 01-02
45-31 L 02-03
?? ?? ? 03-04

Charlotte

34-13 W 55-56
31-11 W 56-57
24-21 L 56-57
50-11 L 76-77
42-11 L 77-78
30-45 L 07-08
43-33 W 08-09
46-30 W 08-09
40-34 W 11-12

Chelsea

63-18 L 09-10

Chippewa Hills

65- 3 L 06-07
49-21 L 08-09
45-29 L 09-10

Chippewa Hills "B"

50-26 W 07-08
55-24 W 09-10

Central Montcalm

58-18 W 07-08
42-16 W 08-09
58-18 W 08-09

Centreville

66- 6 W 78-79

Clarkston JV

66-12 W 07-08

Clinton

43-15 W 91-92

Coldwater

42-14 L 76-77
42-14 L 77-78
42-33 W 10-11

Coloma

54-27 L 10-11
30-40 L 11-12

Comstock Park

41-24 W 00-01 %

Concord

51-15 W 83-84

Constantine

39-33 W 78-79
48-30 W 00-01

Corunna 10-25

35-13 W 60-61
44- 8 L 61-62
39-10 L 62-63
37-11 L 63-64
30-16 L 64-65
30-13 W 65-66
36-15 W 66-67
28-20 W 67-68
45-17 W 78-79
39-24 W 79-80
31-26 L 80-81
45- 6 W 81-82
50-21 L 83-84

42-30 L 85-86

58-18 L 87-88
37-22 L 88-89
36-22 L 89-90
45-24 L 90-91
37-29 W 91-92
36-28 L 92-93
48-20 L 93-94
38-29 L 94-95
59-15 L 96-97
47-21 L 97-98
51-20 W 98-99
39-22 W 99-00
37-35 L 00-01
54-15 L 01-02
54-24 L 02-03
70-12 L 04-05
66- 4 L 06-07
58- 9 L 07-08
57-18 L 07-08 %
43-28 L 09-10
46-18 L 10-11
31-43 L 11-12

Corunna "B"

62-18 W 95-96

Croswell-Lexington

52-30 W 02-03
47-27 L 03-04
39-30 L 03-04

Dansville 17-6

51-0 W 65-66
44-10 W 66-67
36-12 W 68-69
27-16 W 70-71
41-10 L 71-72
30-27 L 72-73
39-24 W 73-74
27-24 L 74-75
35-29 W 75-76
37-21 W 76-77
29-23 L 77-78
58- 9 W 78-79
47-13 W 79-80
33-32 W 80-81
51-13 W 81-82
47-25 W 83-84
37-26 W 84-85
59-12 W 85-86
42-38 L 95-96
42-30 W 97-98
84- 0 W 99-00
54-30 W 01-02
48-15 L 08-09 +
42-40 W 09-10 +
48-31 L 10-11
49-24 L 10-11 +
42-33 W 11-12 +

Davison

66-12 L 01-02

Davison "B"

42-38 W 10-11
34-46 L 11-12 +

Delton-Kellogg

60-22 W 11-12



HORNETS

Detroit Catholic Central
49-30 W 99-00

Detroit Country Day
30-16 W 64-65
36- 8 W 65-66
28-11 W 68-69
36-10 W 70-71
29-23 W 72-73
34-30 L 73-74
45-11 W 74-75
54-23 W 83-84

DeWitt 14-14
32-20 W 72-73
39-27 W 79-80
36-31 W 88-89
49-24 L 89-90
51-19 W 90-91
47-18 W 91-92
41-22 W 92-93
39-28 W 93-94
35-33 W 94-95
39-33 W 95-96
49-27 L 95-96 *
51-27 L 96-97
41-28 L 96-97 *
40-28 L 97-98
52-17 W 98-99
70- 7 W 99-00
46-33 L 00-01
36-31 L 01-02
38-27 L 02-03
39-36 W 03-04
46-18 L 04-05
46-27 L 05-06
51-27 L 06-07
40-36 W 08-09
48-13 L 08-09
37-36 W 09-10
53-27 L 09-10
36-46 L 11-12

Dexter
55-22 L 09-10

Dexter "B"
58-16 W 10-11

Dowagiac
37-32 W 98-99 @

Dundee
42-21 L 74-75
54-27 L 01-02
68- 6 L 02-03 %

Durand
60-16 L 08-09 *

East Grand Rapids
38-16 W 56-57
40-15 W 56-57

East Lansing
35-11 W 55-56
66-13 W 08-09
43-33 L 10-11

East Jackson

52-28 L 06-07
28-27 W 07-08 \$
57-24 L 10-11

Eaton Rapids
28-18 L 61-62
26-18 L 62-63
23-19 L 63-64
25-18 W 70-71
42-10 W 71-72
35-34 W 79-80
49-15 L 07-08
37-36 W 09-10

Elkton-Pigeon Bayport
42-39 L 08-09

Erie Mason
62-18 W 97-98

Farmington
39-3 W 56-57
45-45 T 56-57
68 ?? ? 62-63

Fenton
28-24 W 65-66

Flat Rock
70-12 W 99-00
45-31 W 00-01

Flint Beecher
39-29 W 95-96

Flint Powers
59-22 W 07-08
60-12 W 08-09
78- 4 W 09-10

Flint Central
72-12 W 07-08
57-24 W 08-09

Flint Northwestern
60-21 W 10-11

Flint St. Michael's
23-15 W 65-66
19-25 L 66-67
29-15 L 67-68
35-11 W 68-69

Flushing
46-33 L 06-07
48-30 W 07-08
55-15 W 08-09
64-18 W 09-10

Fowlerville 20-22
35- 8 W 65-66
34-14 W 66-67
26-22 W 67-68
30-14 W 68-69
28-19 W 70-71
26-25 W 71-72
39-18 L 71-72
29-17 L 72-73
35-24 W 73-74
31-23 W 74-75
39-24 W 75-76

31-26 L 76-77
42-24 W 78-79
31-12 W 79-80
37-25 W 80-81
50- 9 W 81-82
54-11 W 83-84
45-23 W 84-85
45-24 W 85-86
42-33 L 87-88
46-30 L 88-89
42-24 L 89-90
49-21 L 90-91
38-35 W 91-92
42-21 L 92-93
36-31 L 93-94
47-19 L 94-95
53-24 L 95-96
62- 9 L 96-97
42-27 L 97-98
35-31 L 97-98
72-11 W 98-99
60-20 W 98-99 *
59-21 W 99-00
36-35 L 00-01
36-35 L 01-02 ^
42-30 L 02-03
41-36 L 03-04
62-14 L 04-05
52-18 L 05-06
51-18 L 06-07
44-27 L 07-08
63-15 W 09-10
58-16 L 10-11

Frankenmuth
65- 9 W 09-10

Fremont
46-27 L 07-08

Fruitport
54-24 L 90-91
45-29 L 08-09
45-28 L 09-10

Fulton
51-10 L 74-75
36-33 L 88-89

Galesburg-Augusta
28-20 W 70-71

Goodrich
31-22 W 98-99 !

Grand Haven
46-30 L 00-01
65- 5 L 04-05

Grand Ledge
?? ?? ? 60-61
47-3 L 61-62
31-18 W 62-63
60- 9 L 87-88
70- 6 L 04-05

Grand Rapids Forest Hills Central
44-29 L 99-00

Grandville

39-30 W 99-00
38-30 W 00-01

Grass Lake
39-27 W 91-92

Greenville
43-34 W 00-01
67- 6 L 04-05

Hartland
39-24 L 77-78
37-14 W 78-79
48-23 W 79-80
40-23 L 85-86
59-18 L 01-02

Haslett 19-23
26-23 L 61-62
33-25 L 61-62
28-14 L 62-63
72 ?? ? 62-63
26-22 W 63-64
30-11 L 63-64
26-21 L 65-66
35-11 W 66-67
28-22 L 67-68
36-14 W 70-71
48-15 W 71-72
37-18 W 72-73
30-26 W 73-74
37-14 L 74-75
31-22 L 80-81
48-20 W 81-82
47-15 W 83-84
48-23 L 84-85
33-30 L 85-86
48-18 L 87-88
33-30 W 88-89
48-19 L 89-90
36-30 L 90-91
36-30 W 91-92
42-26 W 92-93
40-29 L 93-94
42-21 L 94-95
45-24 L 95-96
51-27 L 96-97
39-28 W 97-98
57-12 W 98-99
56-18 W 99-00
36-31 L 00-01
34-32 L 01-02
48-25 L 02-03
?? ?? ? 03-04
44-30 L 04-05
45-30 L 05-06
43-34 L 06-07
48-24 W 07-08
39-30 W 09-10
FORF W 09-10 +
42-36 W 10-11
78- 6 W 11-12

Hastings
42-31 L 04-05
48-28 L 09-10

Hemlock
57-24 W 97-98
78- 3 W 98-99



HORNETS

Hillsdale

34-28 W 91-92
50-29 W 01-02
40-24 L 04-05
41-30 W 07-08

Holland

36-34 W 07-08
45-33 L 08-09
40-37 L 09-10

Holly

45-28 W 98-99

Holt

22-20 L 64-65
33-23 W 65-66
41-13 W 66-67
17-30 L 67-68
23-19 W 68-69

Holt "B"

52-26 W 07-08
63-15 W 09-10
49-24 L 10-11

Homer

46-36 W 97-98 +

Howard City Tri County

48-30 L 00-01

Howell

38-10 W 65-66
38- 7 W 66-67
27-21 L 67-68
31-19 L 68-69
45-21 L 76-77
45-21 L 77-78

Hudson 0-4

61-13 L 06-07
54-13 L 07-08
55-16 L 08-09
38-35 L 09-10 +

Ida

36-33 L 07-08

Ionia

46-24 W 76-77
45-54 W 77-78
53-21 W 09-10

Ithaca

72-12 W 95-96
52-28 W 07-08
49-27 W 08-09
48-28 W 09-10

Jackson

51-21 W 09-10

Jackson Lumen

Christi
39-29 W 99-00 \$
55-24 L 10-11
47-30 L 10-11

Jackson County Parma Western

28-17 L 63-64
28-23 L 64-65
32-16 W 65-66
28-14 W 66-67
47-28 L 04-05
36-43 L 10-11

Jackson Northwest

43-28 W 11-12

Jackson Reserves

28-23 W 55-56

Jonesville

45-28 L 06-07
31-30 L 07-08
40-26 L 08-09
49-27 W 09-10
46-33 L 10-11

Laingsburg

57-12 W 10-11

Lake Fenton

45-25 L 87-88
40-33 W 88-89

Lake Orion

72- 6 W 98-99
54-24 W 99-00
39-33 L 00-01

Lakewood 1-10

32-18 L 66-67
28-16 W 68-69
57-12 L 03-04
63-12 L 04-05
62-12 L 05-06
67- 3 L 06-07
37-25 L 07-08
51-13 L 08-09
49-15 L 09-10
69- 9 L 10-11
30-40 L 11-12

Lansing Catholic Central

30-20 L 72-73
48-17 W 88-89
49-18 W 90-91

Lansing Christian

51-18 W 90-91

Lansing Eastern

46-30 W 08-09

Lansing Everett

31-23 L 55-56
49-37 W 56-57
51-21 W 85-86
40-22 L 87-88

Lansing Sexton Reserves

26-22 W 55-56
27-17 L 55-56
33-20 W 56-57

Lapeer West

47-32 W 01-02

Leslie 21-4-3

48-8 W 64-65
36-10 W 65-66
??-17 W 66-67
40- 6 W 67-68
35-11 W 68-69
26-21 W 70-71
23-20 W 71-72
30-30 T 71-72
45-10 W 72-73
40-12 W 73-74
39-10 L 74-75
30-23 W 75-76
45-19 L 76-77
29-29 T 76-77
27-27 T 77-78
35-22 W 78-79
36-25 W 79-80
61- 4 W 81-82
55-15 W 83-84
51-21 W 84-85
37-35 L 85-86
52-18 L 87-88
45-30 W 88-89
48-18 W 89-90
48-28 W 90-91
40-24 W 91-92
46-20 W 92-93
57-19 W 99-00
46-31 W 00-01
54-30 W 10-11
36-38 L 11-12 \$

Linden

41-30 L 08-09

Linden "B"

80- 0 W 11-12

Lowell

46-27 L 00-01

Martin

40-28 L 88-89 %

Marysville

39-34 W 03-04

Mason 2-4

25-18 L 70-71
39-17 L 71-72
35-20 L 72-73
23-21 W 74-75
36-32 W 97-98
63- 6 L 04-05
28-45 L 11-12

Mayville

69-12 W 09-10
54-30 L 10-11 +
55-21 W 11-12

Mendon

55-24 L 10-11

Michigan Boy's Training School

26-26 T 61-62
34-18 L 61-62
24-20 W 62-63
26-25 L 63-64

Michigan Boy's Vocational School

39-13 W 56-57
50-5 W 56-57
42-10 W 60-61
?? ?? ? 60-61

Michigan Center

39-35 L 91-92
49-24 W 05-06
45-30 L 10-11

Michigan School for the Blind

41-12 W 55-56
36-14 L 60-61
?? ?? ? 60-61
43-13 L 61-62
33-16 L 62-63
25-17 L 63-64
22-18 W 64-65
37-11 W 65-66
29-23 W 66-67
33-11 W 67-68
40-5 W 68-69
36-15 W 70-71
42-15 W 71-72
57- 9 W 72-73
43-12 W 73-74
58- 6 W 74-75

Michigan School for the Deaf

72- 0 W 78-79

Midland Dow

41-39 L 02-03

Milan

41-36 W 07-08
40-31 W 08-09
45-33 W 09-10
46-28 L 10-11

Montrose

45-36 L 95-96

Mooney Classic

| PLC | PTS | YEAR |
|------------------|-------|------|
| 2 nd | | 1967 |
| 5 th | 103.5 | 1982 |
| 4 th | 127 | 1983 |
| 11 th | 61 | 1989 |
| 9 th | 61.5 | 1990 |
| 9 th | 72.5 | 1991 |
| 11 th | 62 | 1992 |
| 13 th | 60.5 | 1993 |
| 13 th | 57 | 1994 |
| 14 th | 65 | 1995 |
| 20 th | 25 | 1996 |
| 14 th | 54 | 1997 |
| 5 th | 100.5 | 1998 |
| 1 st | 177.5 | 1999 |
| 1 st | 180 | 2000 |
| 4 th | 133 | 2001 |
| 6 th | 132 | 2002 |
| 9 th | 85 | 2003 |
| 6 th | 95 | 2004 |
| 16 th | 32.5 | 2005 |
| 14 th | 60.5 | 2006 |
| 17 th | 44.5 | 2007 |



HORNETS

5th 119 2008
 13th 69 2009
 9th 82 2010
 17th 48 2011
 8th 97 2012
 2013

Morenci

48-30 W 97-98
 54-15 W 06-07

Morrice

39-32 W 04-05
 47-18 W 05-06

Napoleon 5-2

42-24 W 81-82
 51-13 L 06-07
 61-12 W 07-08
 62-18 W 07-08
 51-24 W 08-09
 48-31 W 09-10
 54-15 L 10-11
 36-42 L 11-12

New Lothrop

50-12 W 89-90
 43-28 W 09-10

Niles-Brandywine

33-47 L 11-12

North Branch

43-42 W 03-04 ^

Novi

68- 9 W 98-99
 32-26 L 99-00
 53-16 L 00-01

Novi "B"

65-12 W 99-00

O'Rafferty

19-23 L 66-67
 28-16 L 67-68

Okemos

43-10 W 60-61
 ?? ?? ? 60-61
 29-21 L 61-62
 24-21 L 61-62
 29-21 L 62-63
 32-12 L 63-64
 25-21 W 68-69
 42-21 W 81-82
 38-26 L 83-84
 45-29 L 84-85
 36-34 L 85-86
 49-24 L 87-88
 38-31 L 88-89
 60-17 L 89-90
 46-21 W 90-91
 49-26 W 91-92
 42-20 W 92-93
 33-30 W 94-95
 39-33 W 95-96
 58-24 W 08-09
 55-19 W 11-12

Olivet

36-32 W 05-06

Onsted

43-20 W 92-93

Otsego

29-27 L 01-02 %

Ovid-Elsie

48-21 W 07-08

Owosso 0-2

70-12 L 04-05
 28-45 L 11-12

Oxford

63-15 W 98-99
 33-32 W 99-00
 36-33 L 00-01

Quincy

38-22 W 98-99 &

Perry 32-9

27-17 W 70-71
 37-14 L 71-72
 32-27 L 72-73
 36-20 W 73-74
 33-21 W 74-75
 32-22 W 75-76
 37-27 L 76-77
 33-24 W 77-78
 43-16 W 78-79
 44-19 W 79-80
 44-15 W 80-81
 40-24 W 80-81
 64- 3 W 81-82
 54-22 W 83-84
 49-24 W 84-85
 57-18 W 85-86
 51-13 L 87-88
 48-21 L 88-89
 54-18 L 89-90
 72- 6 W 90-91
 44-25 W 91-92
 34-28 W 92-93
 45-14 W 93-94
 54- 9 W 94-95
 45-30 W 95-96
 45-30 W 95-96
 58-21 W 96-97
 42-40 W 96-97
 67-12 W 97-98
 70- 3 W 98-99
 74- 6 W 00-01
 45-25 W 01-02
 57-22 W 01-02 \$
 38-36 L 02-03
 43-21 W 02-03 \$
 51-11 L 04-05 *
 45-27 L 06-07
 46-26 W 07-08
 60-18 W 08-09 *
 73- 5 W 09-10
 73- 6 W 09-10 *
 39-25 W 10-11
 57-15 W 11-12

Petoskey

51-30 W 09-10

Pinconning

45-30 W 06-07
 51-27 W 07-08
 40-39 L 08-09 ^
 42-37 L 08-09
 54-29 W 09-10
 66- 6 W 10-11

Pinkney 9-3

44-10 W 66-67
 52- 0 W 67-68
 41- 3 W 68-69
 37-12 W 70-71
 34-12 L 71-72
 35-14 L 72-73
 45-6 W 73-74
 39-15 W 74-75
 39-14 L 75-76
 32-30 W 76-77
 30-28 W 77-78
 48-14 W 78-79
 52-24 W 00-01

Pittsford

55-12 W 92-93

Plymouth Canton 3-0

65-15 W 98-99
 51-17 W 99-00
 46-26 W 00-01

Portage Northern

66-18 L 10-11

Portland 15-13

40-6 W 70-71
 59-4 W 72-73
 64-3 W 79-80
 48-19 W 81-82
 37-30 L 87-88
 46-18 L 88-89
 56-17 L 89-90
 48-18 L 90-91
 33-21 W 91-92
 36-30 W 92-93
 42-27 W 93-94
 46-21 W 93-94
 34-33 W 94-95
 44-14 L 95-96
 54-15 L 96-97
 38-35 L 97-98
 49-22 W 98-99
 48-21 W 99-00
 49-24 L 00-01
 45-30 W 00-01 \$
 51-23 W 01-02
 40-29 W 01-02 *
 40-20 L 02-03
 40-30 L 06-07
 54-24 W 07-08
 41-32 L 08-09
 51-19 W 09-10 +
 36-35 L 09-10 ^
 39-33 L 09-10 \$
 60-22 L 10-11
 39-39 L 10-11 \$^
 34-36 L 11-12

Pottersville

57-14 W 83-84
 49-24 W 88-89

Romulus

49-27 L 10-11

Saginaw

33-30 W 89-90

Saginaw Arthur Hill

72-12 W 11-12

Saginaw Heritage

59-24 L 06-07

Saginaw Swan Valley

53-27 L 10-11

St. Johns

45-13 W 56-57
 42-8 W 56-57
 ?? ?? ? 60-61
 41-11 L 61-62
 29-23 L 63-64
 29-15 L 64-65
 24-18 L 65-66
 50-15 W 79-80
 57-18 L 08-09

St. Louis

36-34 L 07-08
 42-33 W 08-09

St. Thomas

34-16 W 55-56
 30-18 W 55-56

Sand Creek

66-12 W 07-08

Shepherd

41-30 L 00-01 &

Southfield Lathrup

-Roper
 55-12 L 90-91

Springport

55-15 W 09-10
 64-10 L 10-11

Stockbridge 28-9

40-7 W 68-69
 35-13 W 70-71
 26-15 L 71-72
 28-27 L 72-73
 29-17 W 73-74
 49-15 L 74-75
 43- 4 W 75-76
 48-18 L 76-77
 30-26 W 77-78
 57- 9 W 78-79
 42-19 W 79-80
 48-17 W 80-81
 62- 6 W 83-84
 37-31 L 84-85
 40-36 W 85-86
 46-20 L 87-88
 51-17 L 88-89
 39-30 W 89-90
 42-24 W 90-91
 48-27 W 91-92
 44-19 W 92-93
 49-24 W 93-94



HORNETS

53-18 W 94-95
57-24 W 95-96
51-21 W 96-97
51-27 W 97-98
70- 9 W 98-99
69- 7 W 98-99
59-19 W 99-00
64-15 W 99-00
51-25 W 00-01
45-25 W 01-02
53-22 L 05-06 *
42-30 L 06-07 *
53-24 W 07-08
49-24 W 07-08 *
51-27 W 08-09
55-21 W 10-11
48-30 W 10-11
46-28 W 10-11
52-30 W 10-11 *

60-24 W 11-12

Tecumseh

34-27 L 74-75

Three Rivers

54-30 L 10-11

48-33 W 11-12

51-30 W 11-12

Trenton

67- 9 L 10-11

Union City

44-6 L 71-72

Utica Ford

60-12 L 04-05

Vandercook Lake

52-24 W 97-98 +

Vicksburg

33-42 L 11-12

Waverly

28- 8 W 63-64

32-14 W 63-64

24-22 L 64-65

25-17 L 65-66

15-26 L 66-67

22-20 L 67-68

45-24 W 85-86

50-23 L 87-88

38-33 L 88-89

60-22 L 10-11

Webberville

46-30 W 06-07

69-15 W 09-10

48-33 W 10-11

Whitehall

33-25 W 98-99 #

55-18 L 07-08

50-13 L 08-09

56-13 L 09-10

White Pigeon

40-24 W 78-79

Wyoming Godwin

Heights

55-24 W 11-12

Yale

51-24 L 03-04



HORNETS

HOT SAUCE WRESTLING

Founded in 2011, Hot Sauce Wrestling is an extension of the Williamston Wrestling Club for off-season wrestling opportunities.

| | | |
|------|---|---|
| 2010 | Paul Sawaya Garrett Demand | NUWAY @ Kings College (PA) |
| 2011 | Tyler Hart Jacob Lippe Jordan Johnson Spencer Demand TJ Davis Brandon Hull Tyler Chambers Mitch Maki | MYWAY JV Team Duals @ Battle Creek |
| | Kyle Risch Tyler Schmidt | Ohio Tournament of Champions |
| | TJ Davis Mitch Maki | Stockbridge F/S |
| | TJ Davis | Border Wars - Great Lakes Scramble - Mishawauka, IN |
| | Tyler Schmidt | USA Wrestling Junior F/S Duals Oklahoma City PA All-American's @ Fall Brawl LOWELL |
| 2012 | Bret Munk Tyler Schmidt Jared Fleming Marshall Farris Tyler Hart Spencer Demand | MYWAY JV Team Duals @ Battle Creek |



HORNETS

Hornet Technique Camp

In the spring of 2007, Coach Weber began the Hornet Technique to encourage local wrestling in the Williamston area and inviting outstanding wrestlers with Michigan ties to share their skills with the youth.

| <u>Year</u> | <u>Clinicians</u> |
|-------------|--|
| 2007 | Nick Simmons, Michigan State University Andy Simmons, Michigan State University Tony Greathouse, Michigan State University |
| 2008 | Matt Lamb, Michigan State University/USA Greco Team Pat Weber |
| 2009 | Steve Luke, University of Michigan, 2009 NCCA Champion Derek Del Porto, Eastern Michigan Head Coach Steve Fraser <ul style="list-style-type: none">o US National Greco Roman Coacho 1984 Greco Roman Olympic Champion |
| 2010 | Roy Hall, Davison HS Head Coach Mark DiSalvo, Central Michigan Assistant Coach Dave Mills, Grand Valley State |
| 2011 | Cam Simaz, Cornell University Mitch Hancock, Detroit Catholic Central Head Coach Roy Hall, Davison HS Head Coach |
| 2012 | Mitch Hancock, Detroit Catholic Central Cam Simaz, Cornell University Dave Beazley, Detroit Catholic Central/Montrose |

| <u>Year</u> | <u>Team Camp</u> |
|-------------|---|
| 1998 | Indiana University |
| 2006 | Steve Fraser Gold Medal Camp, Adrian MI |
| 2007 | Steve Fraser Gold Medal Camp, Adrian MI |
| 2008 | Central Michigan University |
| 2010 | Granby, Portage Central HS |
| 2011 | Ohio State "Leg Attack" & "Heavy" Camp |
| 2012 | Jeff Jordan State Champ Camp Urbana, OH |



HORNETS

ALL - TIME Captains

| | |
|-----------|---|
| 1995-96 | Dave Kowatch Ryan Smith Dave Swiger |
| 1996-97 | Kiwedian Cornell |
| 1997-98 | Mika Hulliberger |
| 1998-99 | Jon Dolecki George Rahme Greg Smith Pat Weber Toby Weston |
| 1999-2000 | Nick Simmons |
| 2000-01 | Casey Hulliberger Kevin Sharp Andy Simmons Nick Simmons |
| 2001-02 | Casey Hulliberger Kevin Sharp Andy Simmons |
| 2002-03 | Jeremy Bloom Devin Youg |
| 2003-04 | Jeremy Bloom Devin Young |
| 2004-05 | Brad Simmons |
| 2005-06 | Cory Alchin Jeff Kane Brad Simmons |
| 2006-07 | Glen Sible (JR) |
| 2007-08 | Evan Burke (SR) Glen Sible (SR) |
| 2008-09 | Ian Leavey (JR) Aaron Risch (JR) Justin Schultz (SO) |
| 2009-10 | Ian Leavey (SR) Aaron Risch (SR) |
| 2010-11 | Jacob Brandon (JR) Garrett Demand (SR) Mitch Maki (JR) Paul Sawaya (SR) |
| 2011-12 | Mitch Maki (SR) Hunter Hanysak (SR) Jacob Brandon (SR) Spencer Demand (JR) |
| 2012 - 13 | |



All-Time Roster

A

Alchin, Cory (2002-2006)
Arnold, Dan
Austin, Bodie (2009-13)
Austin, Corbin (2007-09)

B

Bartig, Sarah
Blaxton, Chris
Bloom, Jeremy
Bloom, Joe (2002-03)
Bradley, Coleman (2006-07)
Brennan, Josh
Brouwer, Alex (2007-2010)
Brunger, Mark
Burke, Evan
Burnham, Tucker (2008-2009, 2010-12)

C

Carter, Travis (2011-)
Chambers, Tyler (2010-2012)
Collier, Adam (2007-10)
Cornell, Kiwedian

D

Davis, Thomas J. (2008-2012)
DeGarmo, Logan (2009-10)
Demand, Garrett (2007-11)
Demand, Spencer (2009-2013)
Diamond, Mitch (2008-2012)
Dolecki, Jeremy
Dolecki, Jon (1995-1999)
Duftrin, Bill (1996-2000)
Duftrin, Estevan
Duncan, Ray (2009-10, 2011-13)
Duncan, Reggie (2008-10)

E

Eaton, George
Erickson, Colin (2008-09)

F

Farrier, Mike
Farrier, Rob
Farris, Marshall (2011-)
Fennell, Jason (2011-2012)
Fettes, Ron
Fisher, Dale (1969-72)
Fredley, Brandon
Fleming, Jared (2011-)
Fleming, Jesse (2009-2012)
Forsberg, Brent
Forsberg, Lance (1995-96)

Fryer, Brad

G

Giffen, Jeff (2011)
Grant, Tim
Greathouse, Gary

H

Hanysak, Colton (2012-present)
Hanysak, Hunter (2008-2012)
Hart, Tyler (2010-2014)
Hatt, Mark
Hickock, Pat
Hitchcock, Aaron
Housepian, Matt
Housepian, Mark
Hulliberger, Casey
Hulliberger, Mika
Hulliberger, Mike
Hulliberger, Steve

J

Jean, Kyle
Jenks, Jim
Johnson, Jordan (2008-2013)
Johnson, Justin (2006-10)
Jones, Paul (1995)

K

Kane, Jeff (2002-2006)
Kelly, Pat
Kowatch, Dave (1991-1995)
Kowatch, Jon "JJ"
Kowatch, Mike
Kowatch, Steve

L

Leavey, Ian (2006-10)
Lippe, Jacob (2011-2014)
Loewen, Pat (2008-09, 2011-13)

M

Mahaney, Tom
Maki, Maddox (2012-present)
Maki, Matt
Maki, Mitch (2008-2012)
Martin, Nik (2010-11)
McClenathan, Mark
McDonald, Isaac (2006-2010)
McManaman, Bob
McMillen, Tim
Mesi, Andy (2006-2009)
Miller, Jacob



HORNETS

Minkel, Tom
Mitchell, PJ (1998-2000)
Monette, Dan
Monette, Dean
Moon, Jordan (1999-2000)
Munk, Bret (2011-present)

N

Newman, Jim

O

Oberg, Ryan (2009-10)
Omar, Dave
Omar, Thomas

P

Pardee, Jim
Park, Michael
Pease, Adam
Pecic, John
Pecic, Robert

R

Rahme, George (1995-99)
Reinert, Todd
Rice, Mike
Risch, Aaron (2006-10)
Risch, Bill
Risch, Kyle (2011-)
Risdon, Caleb (2008-09, 2010-12)
Risdon, Garrett (2009)
Roosa, Keith
Roosa, Kirt

S

Samson, Jerry (1995-1996)
Sawaya, Paul (2007-2011)
Sawaya, Vincent
Schlenke, Ben
Schoenborn, Collin (2009-2010)
Schultz, Justin (2007-2009)
Schwartz, Richard
Schmidt, Tyler (2009-2013)
Sesti, Tony
Severson, Tom

Sharp, Kevin
Sharp, Tyler
Shaw, Bruce
Shuck, Dan
Sible, Casey (2005-2007)
Sible, Glen (2003-2008)
Sieftring, Tommy (2006-2009)
Simmons, Andy
Simmons, Brad (2002-2006)
Simmons, Nick
Simmons, Scott
Smith, Grant (2006-07)
Smith, Greg (1995-1999)
Smith, Ryan (1991-1995)
Smyth, Devin (2011-2013)
Sprague, Spencer
Stiffler, Dusty
Swiger, David

T

Theis, Victor

W

Waligorski, Matt
Weber, Patrick (1995-1999)
Weber, Stephen (1996-2000)
Weston, Toby (1995-1999)
Wheeler, Greg
Woodard, Brad

Y

Young, Devin

Z

Zimmerlee, Troy (1988)

Managers

Bugg, Logan (2012-present)
Gauss, Zach (2011-present)
Lippe, Hannah (2011-present)
Miller, Kacie (2006-2010)
Miller, Sarah (1999-2000)
Penn, Kelly (2006-2010)
Phelps, Kristen (2006-2010)
Risch, Meghan (2011-present)
Sweeney, Emily (2010-present)
Sweeney, Hannah (2010-present)



HORNETS

COMPILED BY:

PAT WEBER

CONTRIBUTORS:

BRAD JOHNSON

WWW.WILLIAMSTONWRESTLING.COM

RUSS & SANDY KOWATCH

BARB & JIM MOONEY

NOTE: WE REALIZE THIS DOCUMENT IS INCOMPLETE IN SOME AREAS; IF YOU HAVE DOCUMENTED DATA (NEWSPAPER CLIPS, BRACKETS, ETC.) ON WILLIAMSTON WRESTLING RESULTS, PLEASE CONTACT:

PAT WEBER
HEAD WRESTLING COACH
WILLIAMSTON HS
3939 VANNETER RD.
WILLIAMSTON, MI 48895

PHONE: 517.655.2142 x 7490

EMAIL: WEBERP@GOWCS.NET

Last Updated : April 30, 2012

This publication was chosen by USA WRESTLING MAGAZINE as an outstanding MEDIA GUIDE category for 2012.



